

شكراً لتحميلك هذا الملف من موقع المناهج الإماراتية



مذكرة الوحدة الرابعة استراتيجيات الطرح حتى 20

[موقع المناهج](#) ⇨ [المناهج الإماراتية](#) ⇨ [الصف الأول](#) ⇨ [رياضيات](#) ⇨ [الفصل الثاني](#) ⇨ [الملف](#)

تاريخ نشر الملف على موقع المناهج: 10:05:14 2024-02-13 | اسم المدرس: نهلة المزروعى

التواصل الاجتماعي بحسب الصف الأول



روابط مواد الصف الأول على تلغرام

[الرياضيات](#)

[اللغة الانجليزية](#)

[اللغة العربية](#)

[التربية الاسلامية](#)

المزيد من الملفات بحسب الصف الأول والمادة رياضيات في الفصل الثاني

[مذكرة وحدة استراتيجيات الجمع حتى 20](#)

1

[مذكرة وحدة الجمع طرائق تكوين الأعداد](#)

2

[كتاب الطالب ريفيل](#)

3

[كتاب دليل المعلم](#)

4

[مراجعة شاملة استعداداً للامتحان التكويني الأول](#)

5

استراتيجيات
الطرح
حتى العدد 20



مؤسسة الإمارات
للتعليم المدرسي
EMIRATES SCHOOLS
ESTABLISHMENT



الأسم
الصف الأول أساسي
الشعبة



العد تنازلي 1 أو 2 أو 3



عد تنازلياً للطرح. استخدم  للمساعدة.



1. ابدأ بالعدد 8.

8, _____, _____, _____

$$8 - 3 = \underline{\quad}$$

2. 7, _____

$$7 - 1 = \underline{\quad}$$

3. 4, _____, _____

$$4 - 2 = \underline{\quad}$$

عدُّ تنازلياً للطرح.

1. 7, _____, _____

$$7 - 2 = \underline{\quad}$$

2. 9, _____, _____, _____

$$9 - 3 = \underline{\quad}$$

3. 12, _____, _____, _____


$$12 - 3 = \underline{\quad}$$


4. 11, _____, _____


$$11 - 2 = \underline{\quad}$$





Fill in the missing numbers. (I've done the first one for you!)

1.  10 — 11 — 12 — 13

2.  12 — — 14 —

3.  11 — — —

4.  15 — — — 18

5.  9 — — 11 —

Fill the Missing Numbers

Name.....



1 — 3 — 5
— — 8 — 10
11 — — — 15
— 17 18 — 20



Counting practice 1-20

Grade 1 Counting Worksheet

1 Count by 1 from 1 to 20

1	2			5					
		13		15					20

2 Count by 1 from 1 to 20

1		3		5			8		
				15					20

3 Count by -1 from 20 to 1

20								12	
10	9						3		1

4 Count by -1 from 20 to 1

20					14		12		
							2	1	

Name

Date

COUNTING ON IN ONES (UP TO 20) SHEET 1



1	2	3	4	5	6	7	8	9	10
11	12	13	14	15	16	17	18	19	20

Can you help Newton to fill in the missing numbers by counting on in ones.



1)

8	9	10		12	13		15
---	---	----	--	----	----	--	----

2)

10		12	13		15	16	
----	--	----	----	--	----	----	--

3)

12	13		15	16		18	
----	----	--	----	----	--	----	--

4)

13	14	15		17	18		20
----	----	----	--	----	----	--	----

5)

12	13	14		16		18	
----	----	----	--	----	--	----	--

6)

	11	12		14	15		17
--	----	----	--	----	----	--	----

استخدام خط أعداد للطرح

استخدم خط الأعداد للطرح. واكتب الحل هنا. واكتب الفرق.

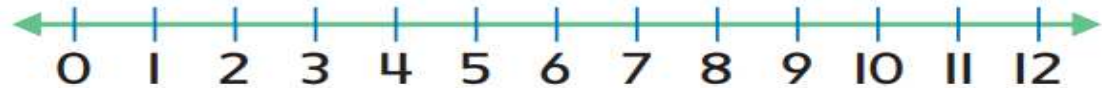
1. $8 - 2 =$ _____



2. $10 - 3 =$ _____



3. $5 - 1 =$ _____

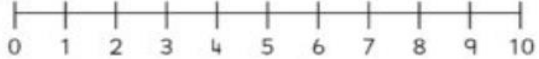



4. $12 - 3 =$ _____

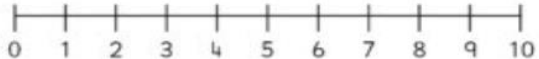



☆☆ Number Line Subtraction ☆☆

Finish the number sentences. Use the number lines to help.


$8 - 1 = \square$ 


$6 - 3 = \square$ 

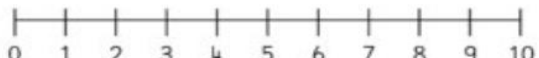
$9 - 7 = \square$ 

$10 - 6 = \square$ 

$5 - 2 = \square$ 

$9 - 4 = \square$ 

$4 - 2 = \square$ 

$8 - 7 = \square$ 

$10 - 3 = \square$ 

Subtraction to 10

© Copyright 2017, www.sparklebox.co.uk

Subtraction

Use the number-line to find the answers to the subtraction exercise below.

$3 - 1 = \square$ 

$5 - 2 = \square$ 

$3 - 2 = \square$ 

$6 - 3 = \square$ 

$5 - 1 = \square$ 

$6 - 4 = \square$ 

www.cleverlearner.com

استخدام المضاعفات في الطرح

اجمع حقائق المضاعفات. ثم اطرحها.

5. $10 + 10 =$ _____

$20 - 10 =$ _____

6. $4 + 4 =$ _____

$8 - 4 =$ _____

7.
$$\begin{array}{r} 8 \\ + 8 \\ \hline \end{array}$$

$$\begin{array}{r} 16 \\ - 8 \\ \hline \end{array}$$

8.
$$\begin{array}{r} 6 \\ + 6 \\ \hline \end{array}$$

$$\begin{array}{r} 12 \\ - 6 \\ \hline \end{array}$$

9.
$$\begin{array}{r} 5 \\ + 5 \\ \hline \end{array}$$

$$\begin{array}{r} 10 \\ - 5 \\ \hline \end{array}$$

10.
$$\begin{array}{r} 9 \\ + 9 \\ \hline \end{array}$$

$$\begin{array}{r} 18 \\ - 9 \\ \hline \end{array}$$



Name: _____

Adding and Subtracting Doubles

Solve the following equations. Cut out the answer and paste it in the right place.

- | | |
|-------------------------------------|--------------------------------------|
| 1. $6 + 6 =$ <input type="text"/> | 7. $12 - 6 =$ <input type="text"/> |
| 2. $9 + 9 =$ <input type="text"/> | 8. $18 - 9 =$ <input type="text"/> |
| 3. $8 + 8 =$ <input type="text"/> | 9. $16 - 8 =$ <input type="text"/> |
| 4. $7 + 7 =$ <input type="text"/> | 10. $14 - 7 =$ <input type="text"/> |
| 5. $10 + 10 =$ <input type="text"/> | 11. $20 - 10 =$ <input type="text"/> |
| 6. $5 + 5 =$ <input type="text"/> | 12. $10 - 5 =$ <input type="text"/> |



16	12	10	14	20	18
6	9	5	8	7	10

Small text at the bottom of the page: Small text at the bottom of the page.

$24 - 12$	$22 - 11$	$20 - 10$	$18 - 9$
-----------	-----------	-----------	----------

$16 - 8$	$14 - 7$	$12 - 6$	$10 - 5$
----------	----------	----------	----------


$8 - 4$	$6 - 3$	$4 - 2$	$2 - 1$
---------	---------	---------	---------



Name _____

Doubles in Subtraction

Find, circle, and solve all equations showing doubles.



$6 - 3 = \underline{\quad}$

$9 - 7 = \underline{\quad}$

$12 - 6 = \underline{\quad}$

$10 - 8 = \underline{\quad}$

$7 - 6 = \underline{\quad}$

$10 - 9 = \underline{\quad}$

$10 - 5 = \underline{\quad}$

$2 - 1 = \underline{\quad}$

$24 - 12 = \underline{\quad}$

$14 - 7 = \underline{\quad}$

$8 - 3 = \underline{\quad}$

$8 - 4 = \underline{\quad}$

$2 - 2 = \underline{\quad}$

$18 - 9 = \underline{\quad}$

$4 - 2 = \underline{\quad}$

$16 - 8 = \underline{\quad}$

$6 - 5 = \underline{\quad}$

$22 - 11 = \underline{\quad}$

$20 - 10 = \underline{\quad}$

$8 - 6 = \underline{\quad}$

$7 - 2 = \underline{\quad}$

Name : _____ Score : _____
Teacher : _____ Date : _____

$$\begin{array}{r} 6 \\ - 3 \\ \hline \end{array}$$

$$\begin{array}{r} 10 \\ - 5 \\ \hline \end{array}$$

$$\begin{array}{r} 2 \\ - 1 \\ \hline \end{array}$$

$$\begin{array}{r} 8 \\ - 4 \\ \hline \end{array}$$

$$\begin{array}{r} 8 \\ - 4 \\ \hline \end{array}$$

$$\begin{array}{r} 6 \\ - 3 \\ \hline \end{array}$$

$$\begin{array}{r} 4 \\ - 2 \\ \hline \end{array}$$

$$\begin{array}{r} 4 \\ - 2 \\ \hline \end{array}$$

$$\begin{array}{r} 8 \\ - 4 \\ \hline \end{array}$$

$$\begin{array}{r} 10 \\ - 5 \\ \hline \end{array}$$

$$\begin{array}{r} 8 \\ - 4 \\ \hline \end{array}$$

$$\begin{array}{r} 4 \\ - 2 \\ \hline \end{array}$$

$$\begin{array}{r} 2 \\ - 1 \\ \hline \end{array}$$

$$\begin{array}{r} 6 \\ - 3 \\ \hline \end{array}$$

$$\begin{array}{r} 10 \\ - 5 \\ \hline \end{array}$$

$$\begin{array}{r} 2 \\ - 1 \\ \hline \end{array}$$

$$\begin{array}{r} 6 \\ - 3 \\ \hline \end{array}$$

$$\begin{array}{r} 4 \\ - 2 \\ \hline \end{array}$$

$$\begin{array}{r} 2 \\ - 1 \\ \hline \end{array}$$

$$\begin{array}{r} 10 \\ - 5 \\ \hline \end{array}$$

تدريبات على الطرح

from 0-20

Find the differences.

1. $5 - 1 =$

7. $7 - 3 =$

2. $16 - 7 =$

8. $18 - 9 =$

3. $6 - 2 =$

9. $4 - 1 =$

4. $11 - 4 =$

10. $5 - 2 =$

5. $17 - 8 =$

11. $3 - 2 =$

6. $7 - 1 =$

12. $15 - 7 =$

Single digit subtraction from 0-20

Kindergarten Subtraction Worksheet

Find the differences.

1. $10 - 4 =$

7. $2 - 2 =$

2. $8 - 3 =$

8. $11 - 6 =$

3. $18 - 9 =$

9. $12 - 4 =$

4. $16 - 8 =$

10. $5 - 2 =$

5. $4 - 2 =$

11. $17 - 8 =$

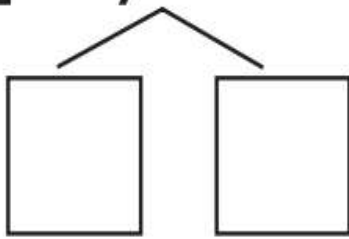
6. $11 - 2 =$

12. $1 - 1 =$

تكوين 10 للطرح

فكك العدد لتكوين 10. ثم اطرح.

1. $12 - 7$

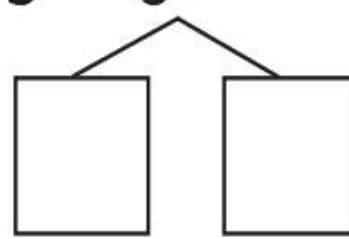


$$12 - \underline{\quad} = \square$$

$$\underline{\quad} - \underline{\quad} = \square$$

إذا، $12 - 7 = \underline{\quad}$

2. $15 - 6$



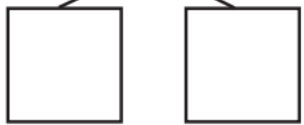
$$15 - \underline{\quad} = \square$$

$$\underline{\quad} - \underline{\quad} = \square$$

إذا، $15 - 6 = \underline{\quad}$



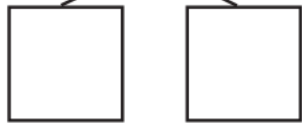
$17 - 9$



$14 - 7$



$12 - 8$

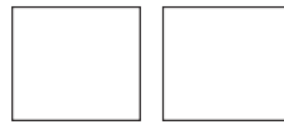


فقط ،
فكك العدد

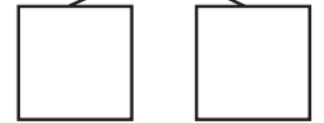
$13 - 7$



$11 - 2$



$11 - 5$



استخدام الحقائق المترابطة في الجمع والطرح

استخدم الحقائق المترابطة في الجمع والطرح.

1. $7 + 9 = \underline{\quad}$

$16 - 7 = \underline{\quad}$

2. $5 + 8 = \underline{\quad}$

$13 - 5 = \underline{\quad}$

3.
$$\begin{array}{r} 5 \\ + 7 \\ \hline \end{array}$$

$$\begin{array}{r} 12 \\ - 5 \\ \hline \end{array}$$

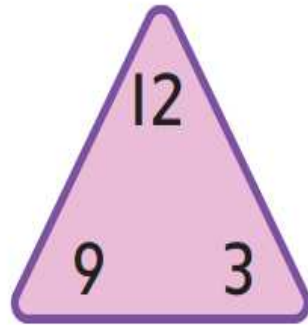
4.
$$\begin{array}{r} 8 \\ + 7 \\ \hline \end{array}$$

$$\begin{array}{r} 15 \\ - 7 \\ \hline \end{array}$$



مجموعات الحقائق

اجمع واطرح. أكمل مجموعة الحقائق.



$9 + 3 = \square$

$12 - 9 = \square$

$3 + 9 = \square$

$12 - 3 = \square$



$3 + 5 = \square$

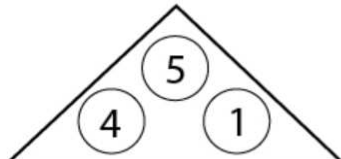
$8 - 3 = \square$

$5 + 3 = \square$


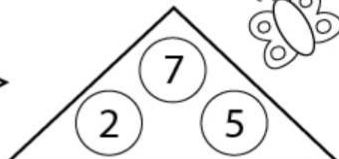
$8 - 5 = \square$



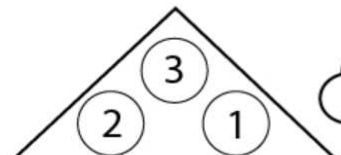
Name: _____ Date: _____



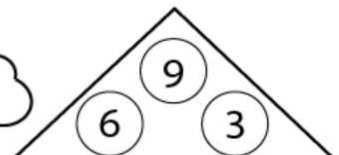
$4 + 1 = 5$
 $1 + 4 = 5$
 $5 - 1 = \square$
 $5 - 4 = \square$

$2 + 5 = 7$
 $\square + \square = \square$
 $7 - \square = \square$
 $7 - \square = \square$

$\square + \square = \square$
 $\square + \square = \square$
 $\square - \square = \square$
 $\square - \square = \square$

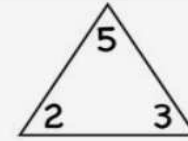



$\square + \square = \square$
 $\square + \square = \square$
 $\square - \square = \square$
 $\square - \square = \square$

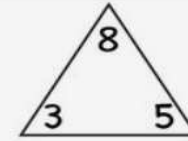


twistynoodle.com

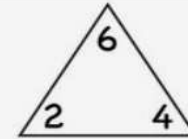
Write four different facts.



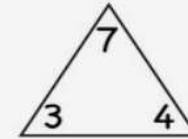
$\square + \square = \square$
 $\square + \square = \square$
 $\square - \square = \square$
 $\square - \square = \square$



$\square + \square = \square$
 $\square + \square = \square$
 $\square - \square = \square$
 $\square - \square = \square$



$\square + \square = \square$
 $\square + \square = \square$
 $\square - \square = \square$
 $\square - \square = \square$



$\square + \square = \square$
 $\square + \square = \square$
 $\square - \square = \square$
 $\square - \square = \square$



الحدود الجمعية الناقصة

1.

جزء	جزء
5	
الكل	
13	

$$5 + \square = 13$$

2.

جزء	جزء
	5
الكل	
8	

$$\square + 5 = 8$$



$$8 + \square = 9$$

$$9 - 8 = \square$$

$$\square + 7 = 13$$

$$13 - 7 = \square$$

$$6. \square + 3 = 11$$

$$11 - 3 = \square$$

$$8. 6 + \square = 15$$

$$15 - 6 = \square$$





Subtraction with numbers up to 20, no regrouping

Grade 1 Subtraction Worksheet

Find the difference.

1) $7 - 2 =$ _____ 2) $19 - 7 =$ _____

3) $18 - 6 =$ _____ 4) $1 - 1 =$ _____

5) $16 - 4 =$ _____ 6) $16 - 3 =$ _____

7) $17 - 2 =$ _____ 8) $18 - 1 =$ _____

9) $4 - 1 =$ _____ 10) $13 - 1 =$ _____

11) $20 - 0 =$ _____ 12) $16 - 2 =$ _____

13) $12 - 1 =$ _____ 14) $8 - 3 =$ _____

15) $11 - 0 =$ _____ 16) $18 - 8 =$ _____

17) $13 - 0 =$ _____ 18) $13 - 2 =$ _____

19) $16 - 6 =$ _____ 20) $8 - 2 =$ _____



Subtraction with numbers up to 20, no regrouping

Grade 1 Subtraction Worksheet

Find the difference.

1) $17 - 7 =$ _____ 2) $13 - 2 =$ _____

3) $15 - 3 =$ _____ 4) $8 - 4 =$ _____

5) $8 - 2 =$ _____ 6) $3 - 3 =$ _____

7) $4 - 2 =$ _____ 8) $17 - 4 =$ _____

9) $6 - 3 =$ _____ 10) $12 - 0 =$ _____

11) $14 - 0 =$ _____ 12) $8 - 3 =$ _____

13) $11 - 1 =$ _____ 14) $11 - 0 =$ _____

15) $9 - 3 =$ _____ 16) $15 - 2 =$ _____

17) $8 - 5 =$ _____ 18) $1 - 1 =$ _____

19) $19 - 2 =$ _____ 20) $10 - 0 =$ _____

Name _____ Date _____

$$\begin{array}{r} 18 \\ - 9 \\ \hline \end{array}$$

$$\begin{array}{r} 5 \\ - 4 \\ \hline \end{array}$$

$$\begin{array}{r} 1 \\ - 0 \\ \hline \end{array}$$

$$\begin{array}{r} 6 \\ - 0 \\ \hline \end{array}$$

$$\begin{array}{r} 15 \\ - 6 \\ \hline \end{array}$$

$$\begin{array}{r} 4 \\ - 4 \\ \hline \end{array}$$

$$\begin{array}{r} 8 \\ - 4 \\ \hline \end{array}$$

$$\begin{array}{r} 6 \\ - 2 \\ \hline \end{array}$$

$$\begin{array}{r} 13 \\ - 9 \\ \hline \end{array}$$

$$\begin{array}{r} 7 \\ - 4 \\ \hline \end{array}$$

$$\begin{array}{r} 7 \\ - 7 \\ \hline \end{array}$$

$$\begin{array}{r} 14 \\ - 7 \\ \hline \end{array}$$

$$\begin{array}{r} 12 \\ - 4 \\ \hline \end{array}$$

$$\begin{array}{r} 13 \\ - 5 \\ \hline \end{array}$$

$$\begin{array}{r} 10 \\ - 9 \\ \hline \end{array}$$

$$\begin{array}{r} 12 \\ - 3 \\ \hline \end{array}$$

TheMathWorksheetSite.com

Name _____ Date _____

$$\begin{array}{r} 10 \\ - 9 \\ \hline \end{array}$$

$$\begin{array}{r} 12 \\ - 8 \\ \hline \end{array}$$

$$\begin{array}{r} 11 \\ - 6 \\ \hline \end{array}$$

$$\begin{array}{r} 6 \\ - 6 \\ \hline \end{array}$$

$$\begin{array}{r} 12 \\ - 6 \\ \hline \end{array}$$

$$\begin{array}{r} 11 \\ - 8 \\ \hline \end{array}$$

$$\begin{array}{r} 7 \\ - 6 \\ \hline \end{array}$$

$$\begin{array}{r} 10 \\ - 6 \\ \hline \end{array}$$

$$\begin{array}{r} 9 \\ - 9 \\ \hline \end{array}$$

$$\begin{array}{r} 9 \\ - 8 \\ \hline \end{array}$$

$$\begin{array}{r} 11 \\ - 9 \\ \hline \end{array}$$

$$\begin{array}{r} 8 \\ - 8 \\ \hline \end{array}$$

$$\begin{array}{r} 9 \\ - 6 \\ \hline \end{array}$$

$$\begin{array}{r} 10 \\ - 8 \\ \hline \end{array}$$

$$\begin{array}{r} 12 \\ - 9 \\ \hline \end{array}$$

$$\begin{array}{r} 8 \\ - 6 \\ \hline \end{array}$$

TheMathWorksheetSite.com