

ENGLISH BOOKLET

GRADE 1

UNIT 1




My name is -----

I am in grade 1 / -----

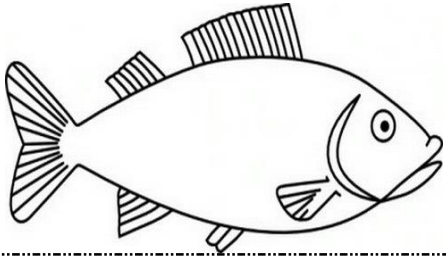
T. Alya AlFarraj

1) Draw yourself:



2) Rewrite your name:

Read it:





The fish is blue.

Write it:

blue


Color it:



Find it:

blue red blue blue red
red blue red blue

1) Read and trace:



square


square

square

square

square

square



circle

circle


circle

circle


circle

circle

2) Read and colour:





blue square



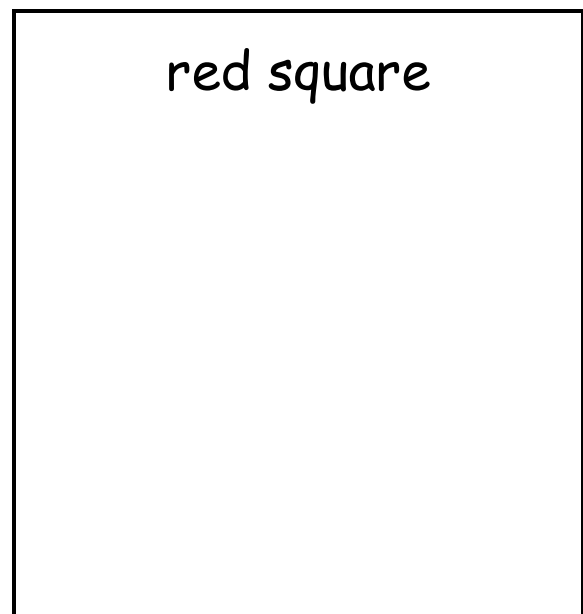
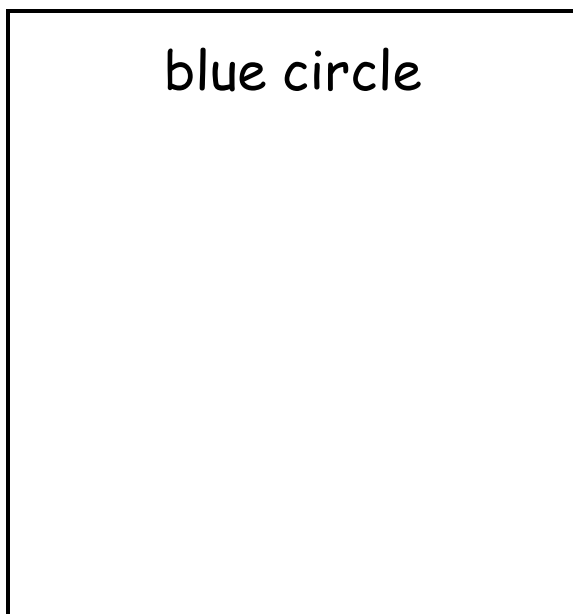
red circle

1. Look, read then write:





2. Read, draw and Colour:



1) Trace and write:

S S S S S S S

s s s s s s s s

sun sea sand

2) Read and match:

sand

sun

sea




1. Trace and write:

S S

s s

sand sea sun

2. Draw things that start with the letter s:



1) Trace and write:

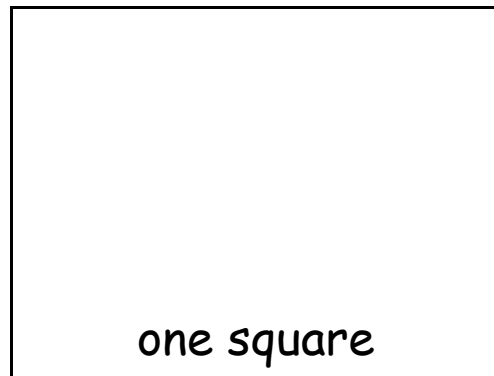
Handwriting practice lines. The first line is a set of six boxes, each containing a dotted 'one' for tracing. Below it are two more sets of blank handwriting lines (top solid, middle dashed, bottom solid) for independent practice.

2) Read and draw:

one sun




one square



3) Colour the picture:

I can see one camel.



Read it:







The heart is red.

Write it:

red

Color it:

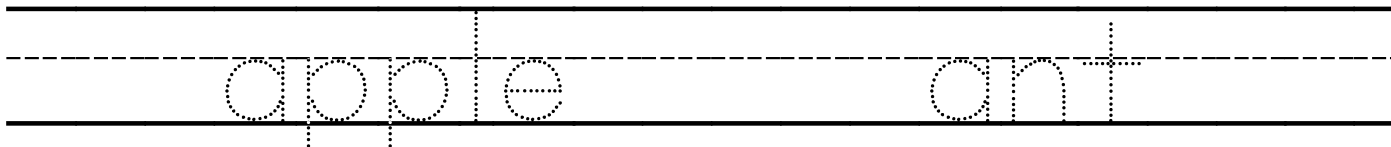
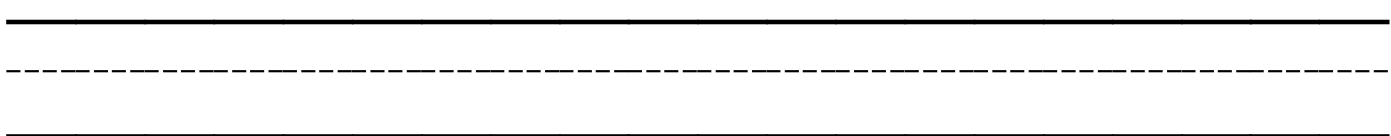

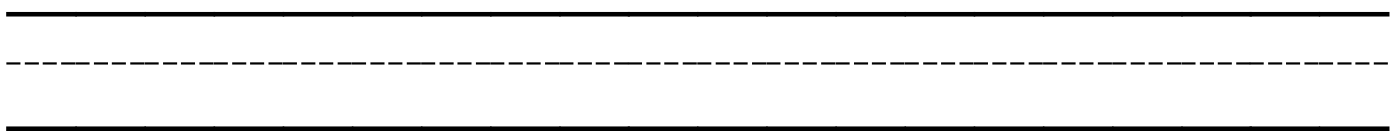


Find it:

blue red blue blue red

red blue red blue

1) Trace and write the letter:



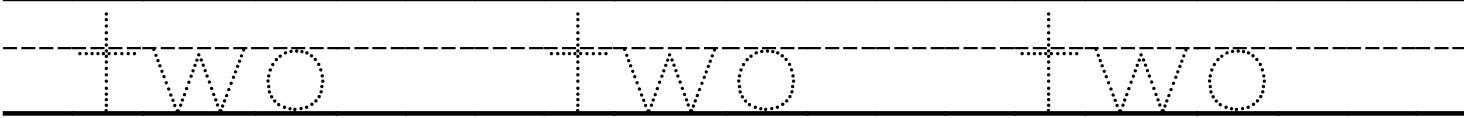
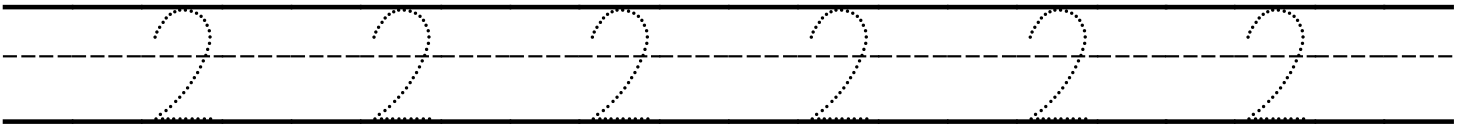
2) Look, read and write:

apple

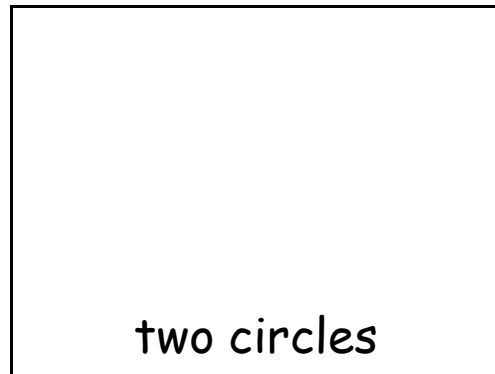

ant



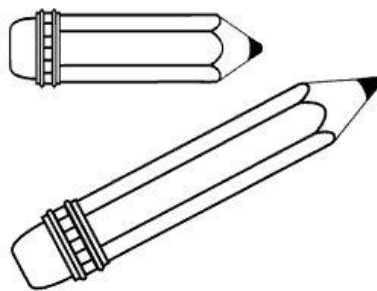
1) Trace and write:



2) Read and draw:






3) Colour the picture:




1) Trace and write:

Handwriting practice lines. The first line contains a grid of vertical dashed lines. The second line contains a horizontal dashed line. The third line contains a grid of vertical dashed lines. The fourth line contains a horizontal dashed line. The fifth line contains the word "teddy" in dashed letters. The sixth line contains the word "tiger" in dashed letters.

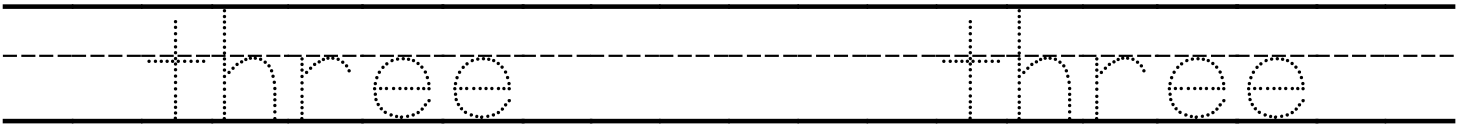
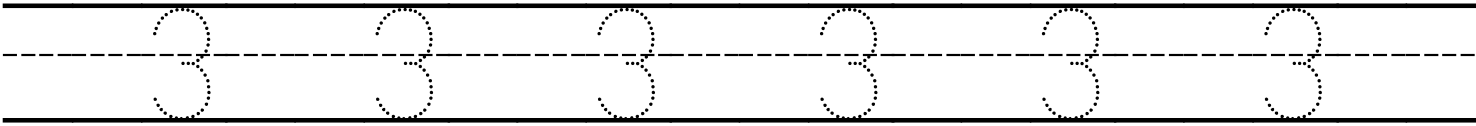

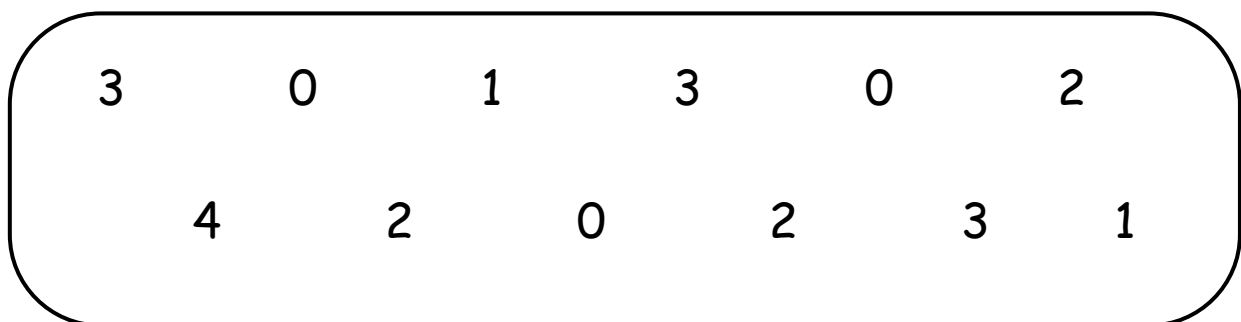
2) Colour the pictures that starts with (T) red:



3) Order the letters to make the words:



e t d y d


g i r t e

1) Trace and write:**2) Colour the dice with 3 dots:****3) Circle the number three (3):**

• Look, read then write:

ant / tiger / sand / sun / sea



1. Trace and write:

S S

s s

sand sea sun

A A

a a

apple ant



2. Read and draw:

sun



ant

square

a) Read and choose correct picture:

1. sand  

2. square  

3. apple  

4. two  



b) Look, read then write:

one

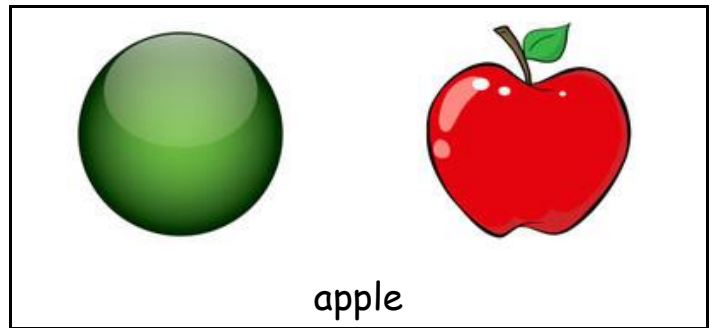




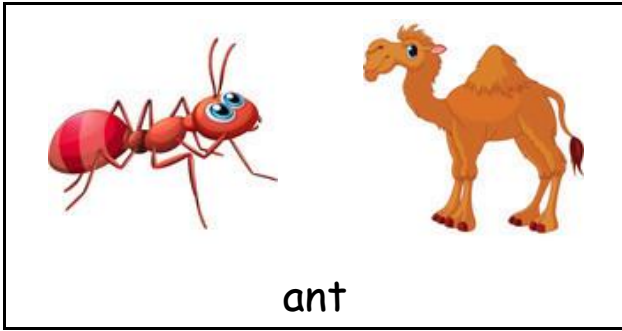
ant

sun

circle




1. Look, read and circle the correct picture:



2. Look and write the correct letter:

s	a	t
---	---	---




✓ Read and match:

sand



three



sun



one



circle



two



camel



1. Match:

S

a


A

t


T

s

2. Fill in the missing letter:




__and



__pple




__hree



__nt



__eddy



__quare