

## شكراً لتحميلك هذا الملف من موقع المناهج الإماراتية



## كتيب تعليم كتابة حروف الأبجدية

[موقع المناهج](#) ⇨ [المناهج الإماراتية](#) ⇨ [الصف الأول](#) ⇨ [لغة انجليزية](#) ⇨ [الفصل الأول](#) ⇨ [الملف](#)

تاريخ نشر الملف على موقع المناهج: 2023-10-09 04:46:41

## التواصل الاجتماعي بحسب الصف الأول



## روابط مواد الصف الأول على تلغرام

[الرياضيات](#)

[اللغة الانجليزية](#)

[اللغة العربية](#)

[التربية الاسلامية](#)

## المزيد من الملفات بحسب الصف الأول والمادة لغة انجليزية في الفصل الأول

[مذكرة التأسيس الشاملة للصفوف الابتدائية](#)

1

[أسئلة اختبار قراءة Test Reading](#)

2

[أوراق عمل Review Phonics بدون حل](#)


3

[نموذج اختبار الاستماع](#)

4

[أوراق عمل مراجعة صوتيات Review Phonics](#)

5



# My Alphabet Handwriting Practice Booklet

My name is :

---

---


---

I'm in grade:

---

---

---



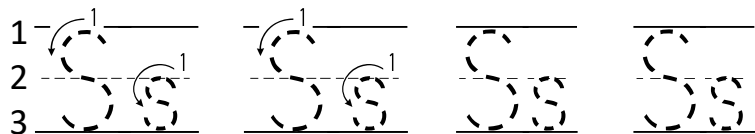

"Kafu" is an expression used in the  
United Arab Emirates and it means  
(**gratitude**)







My name is \_\_\_\_\_

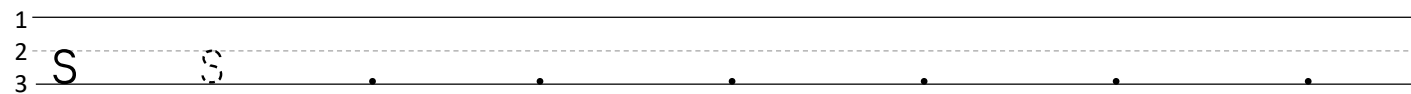
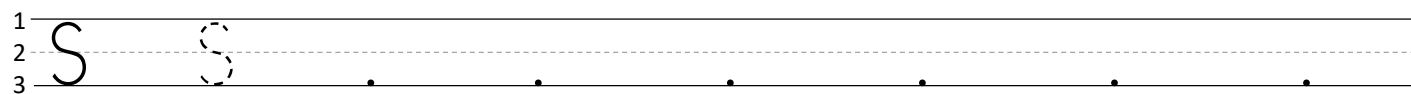
Date: \_\_\_\_\_

1. Say the sound. Trace the letter.

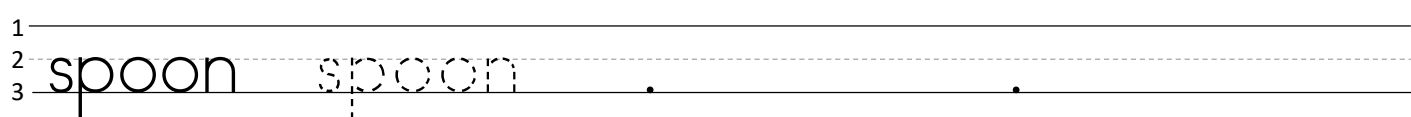
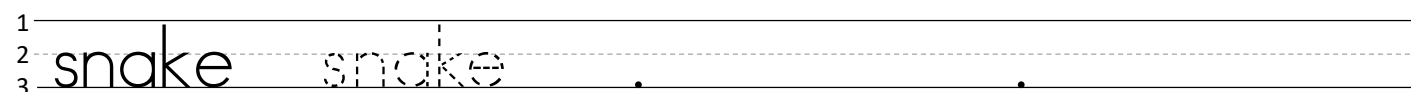
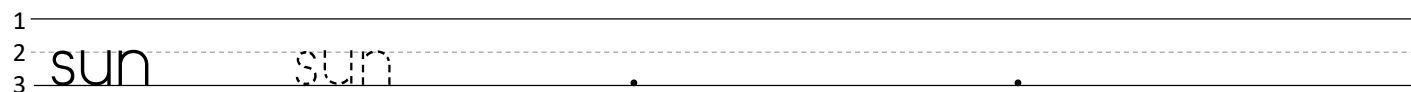


	
sun	spoon
	
snake	sit

2. Write the letter.



3. Write the words.

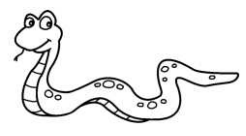


Neat handwriting.  Finger space.  Between the lines.  left to right.  correct spelling.

My name is \_\_\_\_\_

Date: \_\_\_\_\_


4. Write the missing letter.



\_nake



su\_




s\_t



\_poon


5. Circle the correct word.



sun sit



spoon sun



sun snake



sit spoon

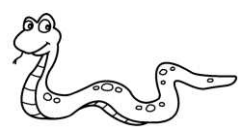
6. Write the missing word.




\_\_\_\_\_



\_\_\_\_\_



\_\_\_\_\_



\_\_\_\_\_

7. Read the sentence.

See the snake under the sun.

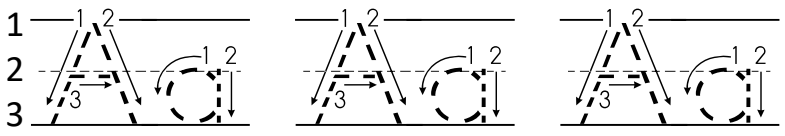
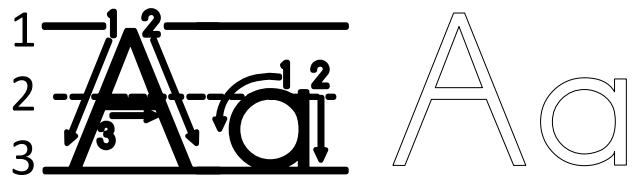
How do you feel about your work?


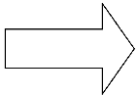
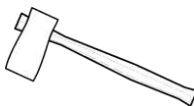



My name is \_\_\_\_\_

Date: \_\_\_\_\_

1. Say the sound. Trace the letter.



	
ant	arrow
	
axe	apple

2. Write the letter.

1  
2  
3 A A . . . . .

1  
2  
3 a a . . . . .

3. Write the words.

1  
2  
3 ant ant . . . . .

1  
2  
3 axe axe . . . . .

1  
2  
3 apple apple . . . . .

1  
2  
3 arrow arrow . . . . .

Neat handwriting.  Finger space.  Between the lines.  left to right.  correct spelling.

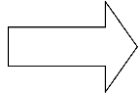
My name is \_\_\_\_\_

Date: \_\_\_\_\_

4. Write the missing letter.



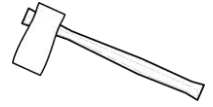
a\_ple



\_rrow




an\_



\_xe

5. Circle the correct word.



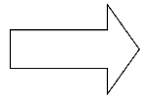
ant    axe



arrow    ant

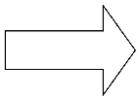


apple    axe

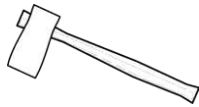


arrow    ant

6. Write the word.




-----



-----



-----



-----

7. Read the sentence.

The ant ate the apple.

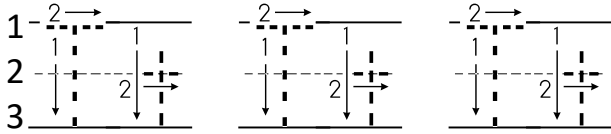

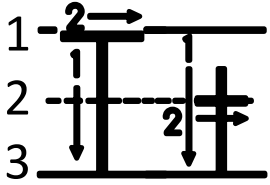
How do you feel about your work?






My name is \_\_\_\_\_

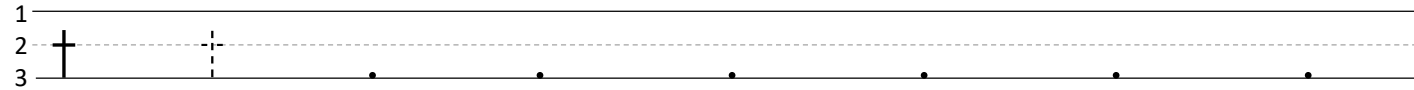
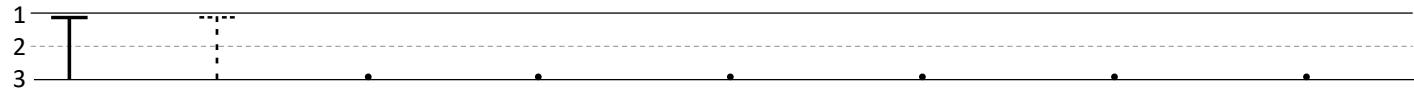
Date: \_\_\_\_\_

1. Say the sound. Trace the letter.

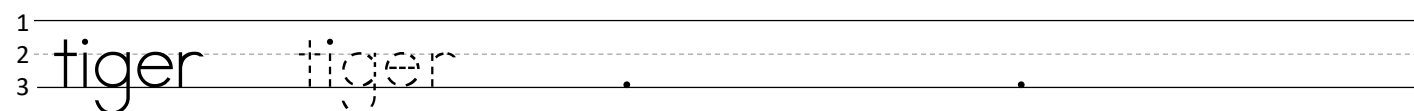
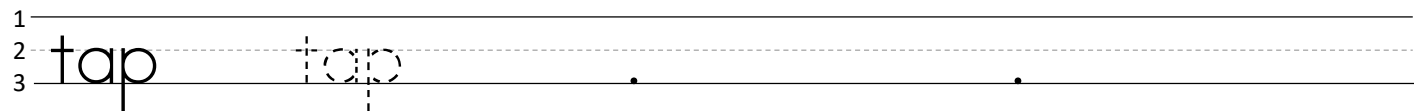


	10
tiger	ten
	
tree	tap

2. Write the letter.



3. Write the words.



Neat handwriting.  Finger space.  Between the lines.  left to right.  correct spelling.

My name is \_\_\_\_\_

Date: \_\_\_\_\_

4. Write the missing letter.



\_iger

10

te\_



\_ree



t\_p

5. Circle the correct word.



ten tap



tiger tree

10

tap ten



tiger tap

6. Write the word.

10


---



-----



---



-----

7. Read the sentence.

A tiger tied to the tree .

How do you feel about your work?

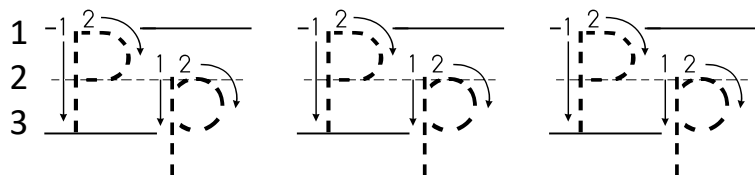
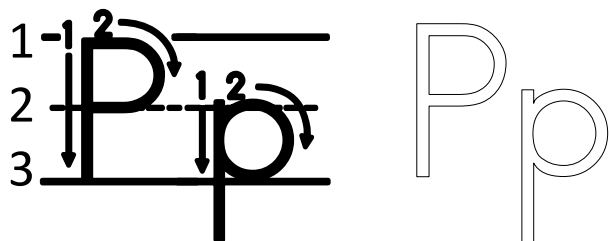








My name is \_\_\_\_\_

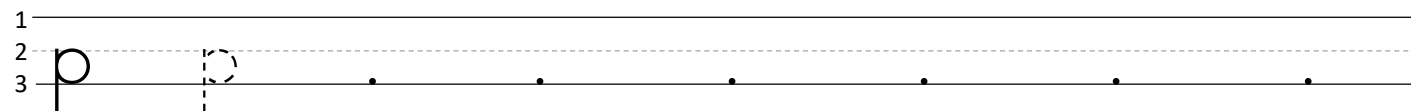
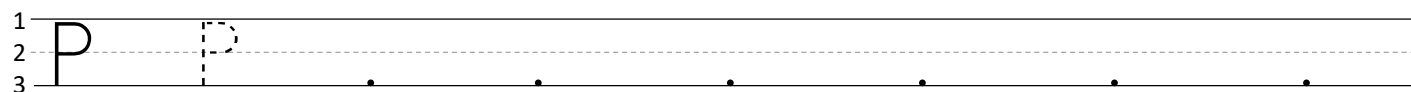
Date: \_\_\_\_\_

1. Say the sound. Trace the letter.

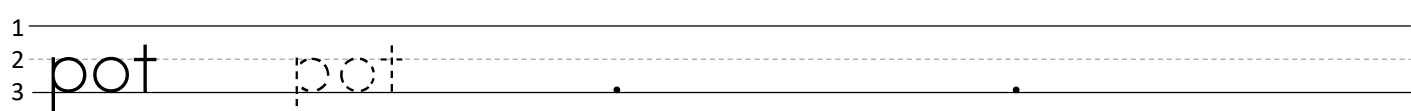
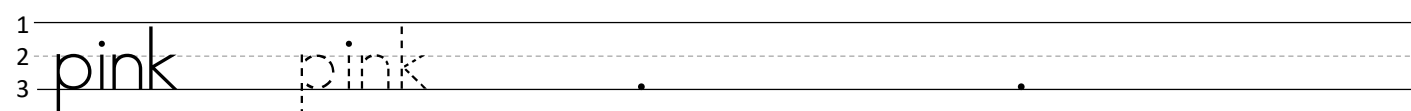
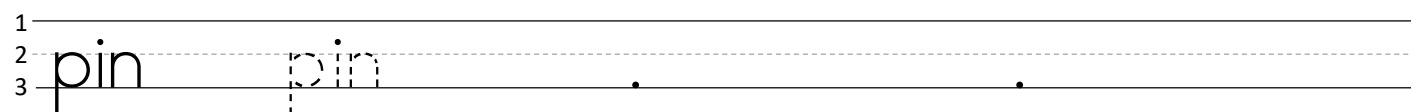
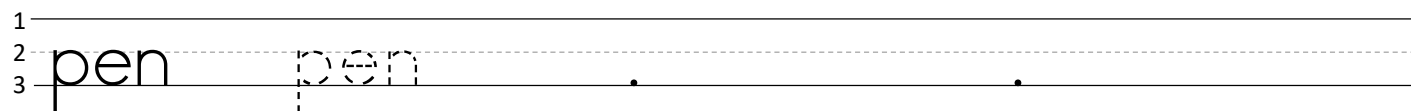


	
pin	pen
	
pink	pot

2. Write the letter.



3. Write the words.



Neat handwriting.  Finger space.  Between the lines.  left to right.  correct spelling.

My name is \_\_\_\_\_

Date: \_\_\_\_\_


4. Write the missing letter.



\_ot



\_en



pi\_k



pi\_

5. Circle the correct word.



pot    pink



pen    pin



pot    pen




pen    pink

6. Write the word.



— — —



— — — —



— — —



— — —

7. Read the sentence.

A pink pen.

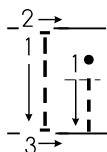
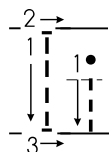
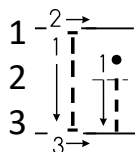
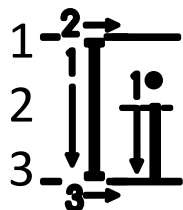
How do you feel about your work?

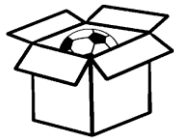





My name is \_\_\_\_\_

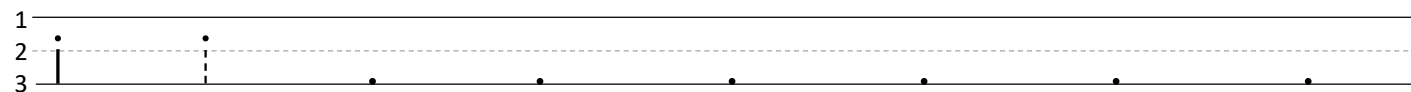
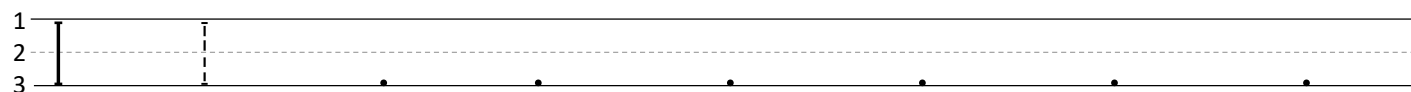
Date: \_\_\_\_\_

1. Say the sound. Trace the letter.

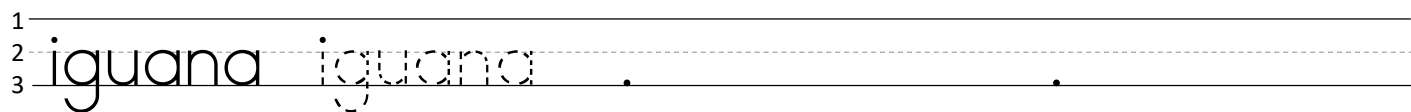
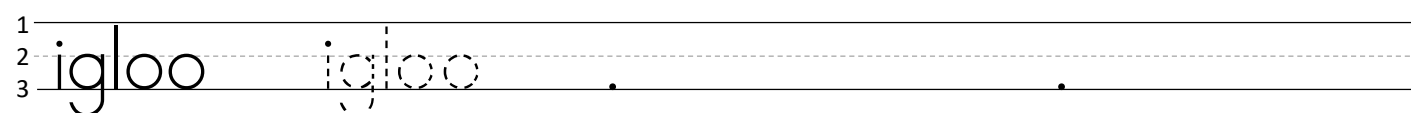
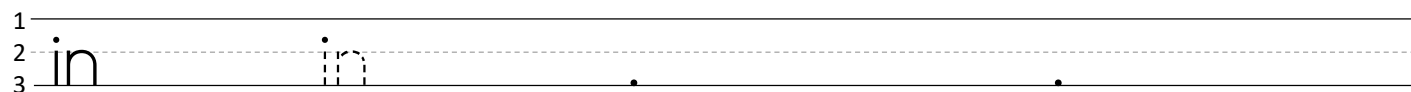


	
in	igloo
	
ink	iguana

2. Write the letter.



3. Write the words.







Neat handwriting.  Finger space.  Between the lines.  left to right.  correct spelling.





My name is \_\_\_\_\_

Date: \_\_\_\_\_





4. Write the missing letter.

			
_guana	i_k	_n	iglo_

5. Circle the correct word.

 ink      in	 in      iguana	 ink      iguana	 igloo      ink
---	---	--	---

6. Write the word.

			
_____	_____	_____	_____

7. Read the sentence.

An iguana in the igloo.

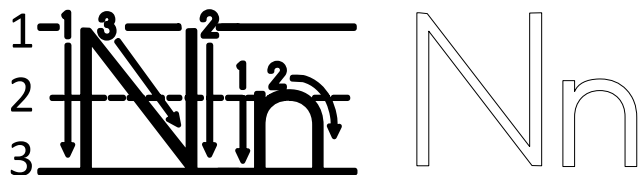
How do you feel about your work?



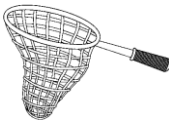



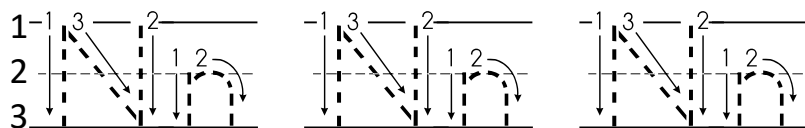
My name is \_\_\_\_\_

Date: \_\_\_\_\_

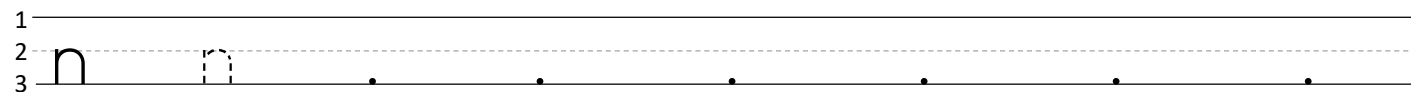
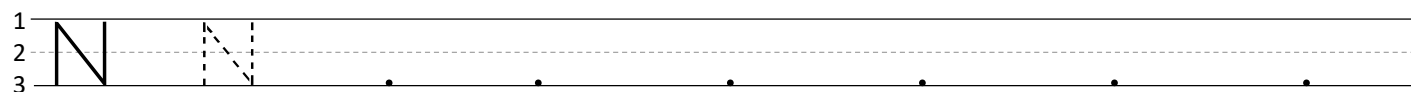
1. Say the sound. Trace the letter.



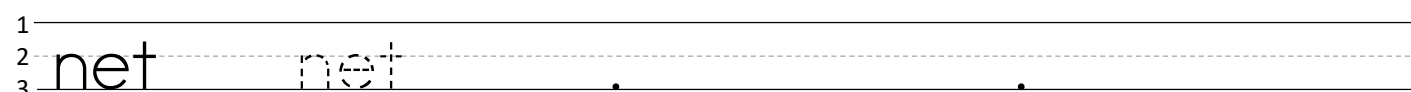
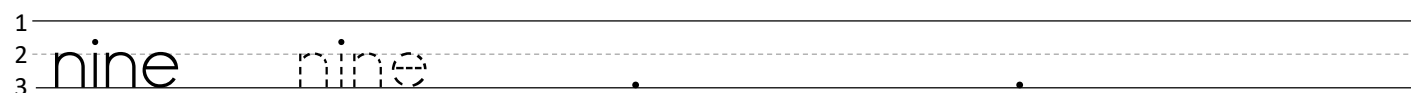
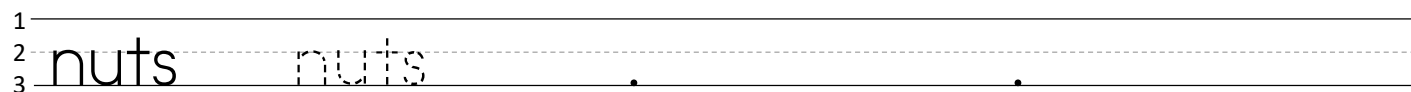
	
nuts	nine
	
net	nose



2. Write the letter.



3. Write the words.



Neat handwriting.  Finger space.  Between the lines.  left to right.  correct spelling.

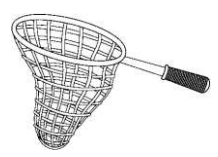
My name is \_\_\_\_\_

Date: \_\_\_\_\_

4. Write the missing letter.



nu\_s



ne\_

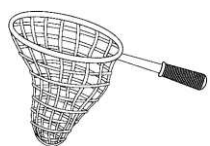


\_ose



n\_ne

5. Circle the correct word.



nose    net



nine    nuts



net    nuts



nose    nine

6. Write the word.



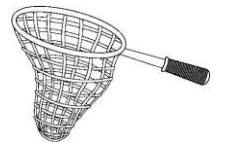
\_\_\_\_\_



\_\_\_\_\_



\_\_\_\_\_



\_\_\_\_\_

7. Read the sentence.

Nine nuts in the net.

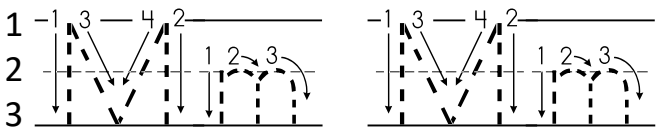
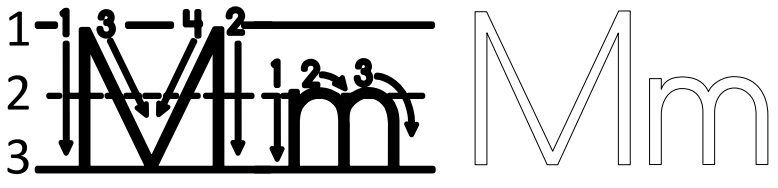
How do you feel about your work?



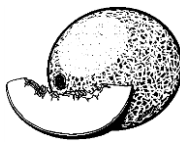



My name is \_\_\_\_\_

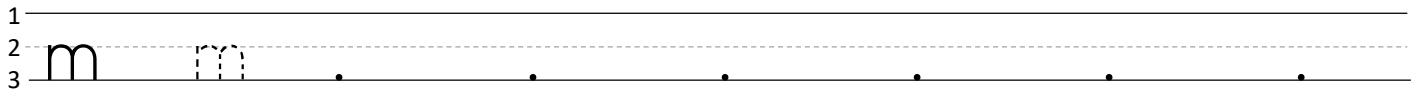
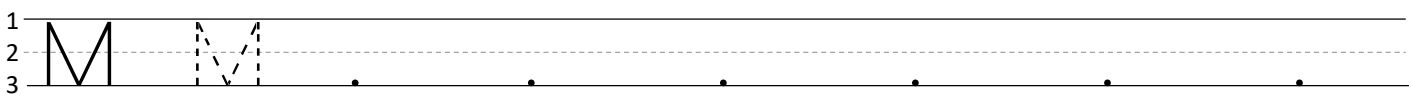
Date: \_\_\_\_\_

1. Say the sound. Trace the letter.

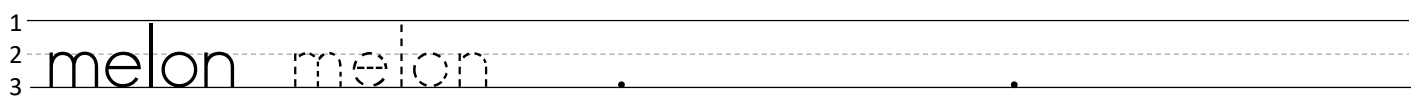
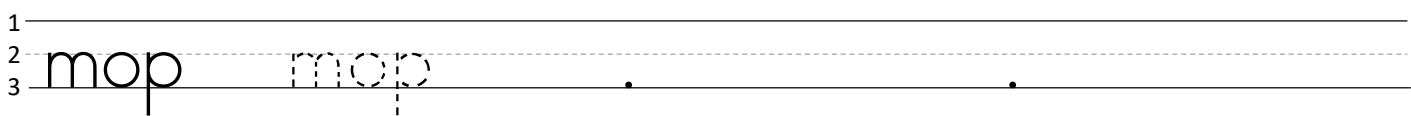
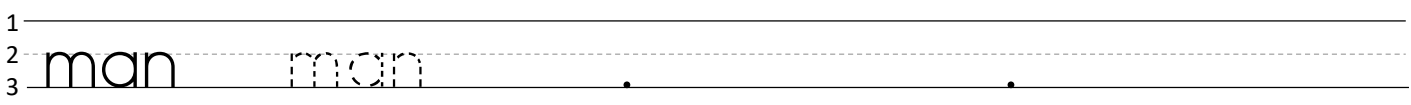


	
man	mop
	
melon	moon

2. Write the letter.



3. Write the words.



Neat handwriting.  Finger space.  Between the lines.  left to right.  correct spelling.

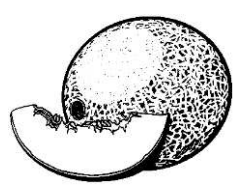
My name is \_\_\_\_\_

Date: \_\_\_\_\_

4. Write the missing letter.




\_an



\_elon



mo\_



m\_ \_n

5. Circle the correct word.



melon man



mop moon




moon man




mop melon

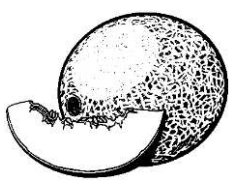
6. Write the word.



\_\_\_



\_\_\_



\_\_\_



\_\_\_

7. Read the sentence.

Mom made many meals.

How do you feel about your work?

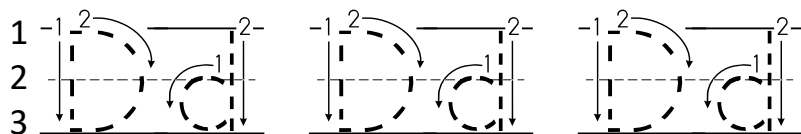
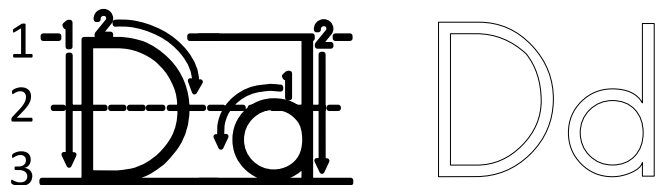








My name is \_\_\_\_\_

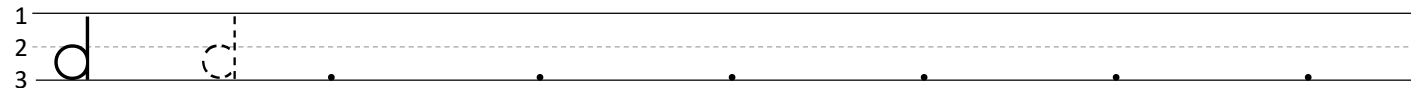
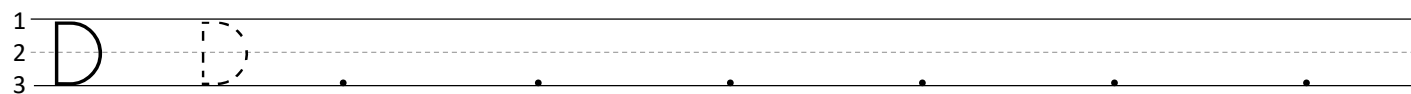
Date: \_\_\_\_\_

1. Say the sound. Trace the letter.

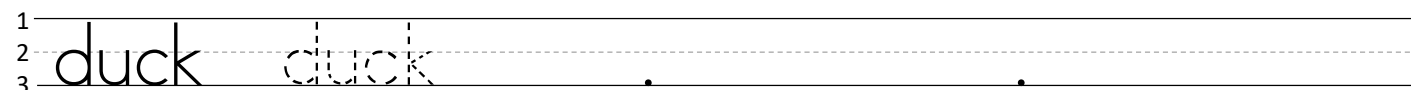
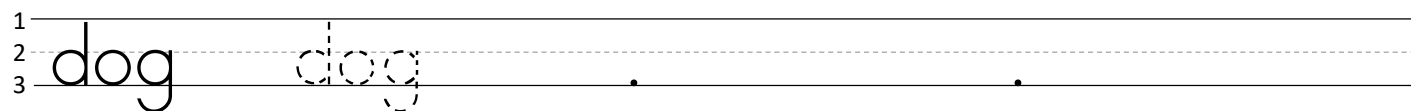


	
desk	dog
	
duck	doll

2. Write the letter.



3. Write the words.

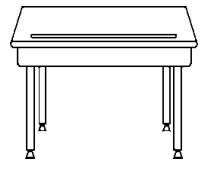


Neat handwriting.  Finger space.  Between the lines.  left to right.  correct spelling.


My name is \_\_\_\_\_

Date: \_\_\_\_\_

4. Write the missing letter.




\_esk



\_og




d\_ll




d\_ck

5. Circle the correct word.




dog      doll



desk      duck




desk      dog




duck      doll


6. Write the word.




\_\_\_\_\_



\_\_\_\_\_



\_\_\_\_\_



\_\_\_\_\_

7. Read the sentence.

My dog is sad.

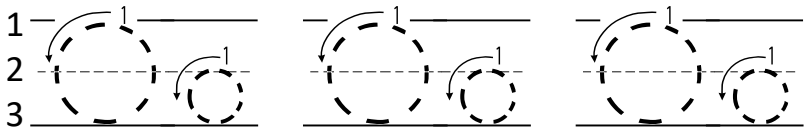
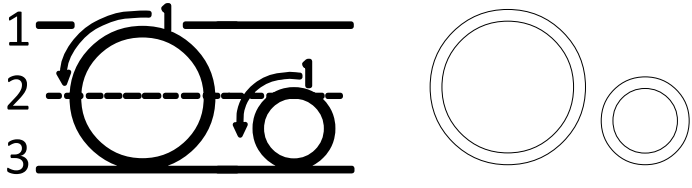
How do you feel about your work?

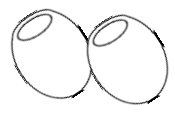





My name is \_\_\_\_\_

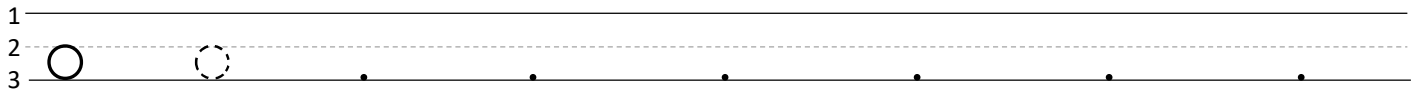
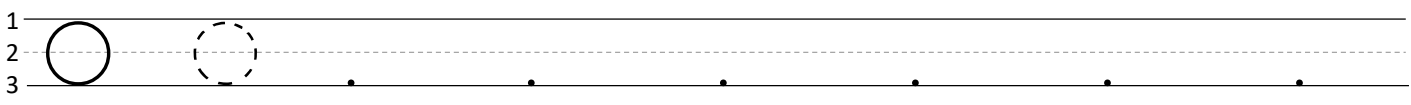
Date: \_\_\_\_\_

1. Say the sound. Trace the letter.

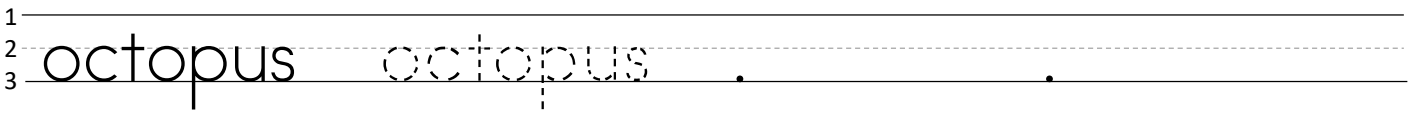
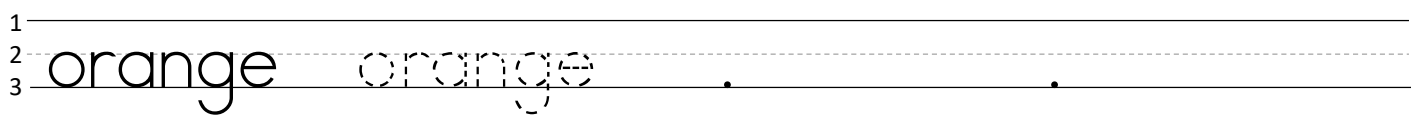
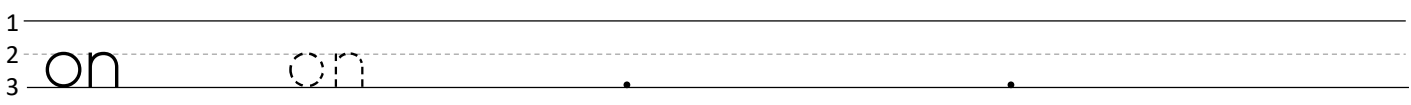


	
oives	orange
	
octopus	on

2. Write the letter.



3. Write the words.



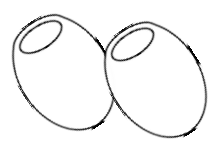
My name is \_\_\_\_\_

Date: \_\_\_\_\_

4. Write the missing letter.



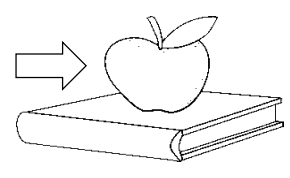
or\_nge



\_lives

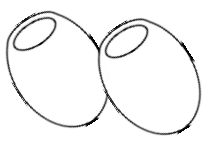


octo\_us



o\_


5. Circle the correct word.



olives    on



on    octopus




orange    on




on    orange


6. Write the word.




---



-----



-----



-----

7. Read the sentence.

The orange is on the book.

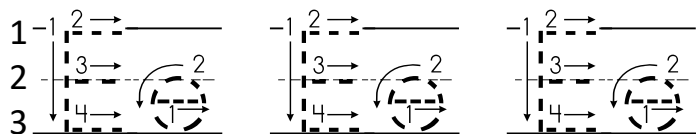
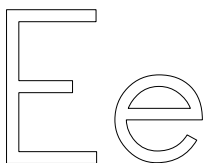
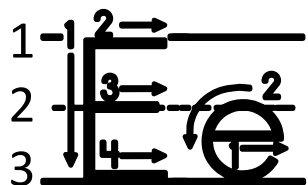
How do you feel about your work?



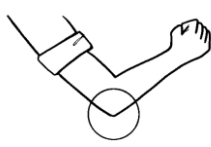



My name is \_\_\_\_\_

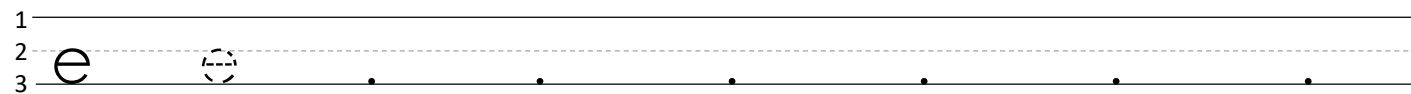
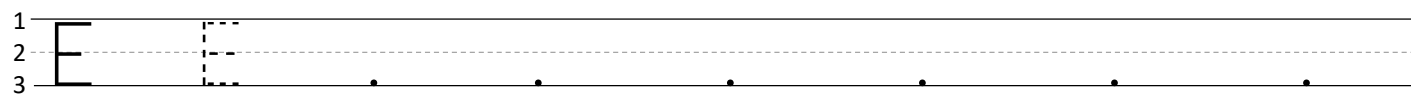
Date: \_\_\_\_\_

1. Say the sound. Trace the letter.

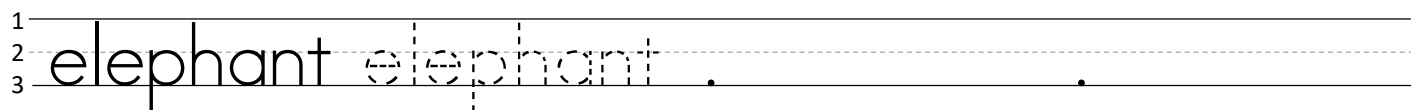
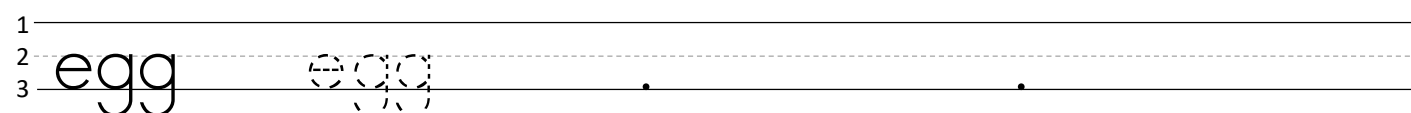
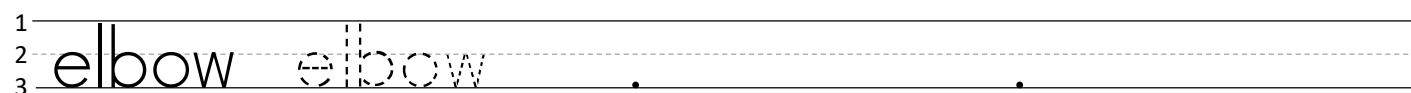
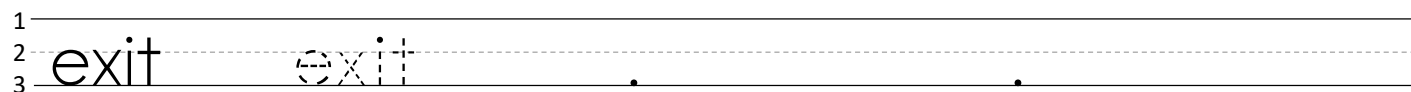


	
exit	elephant
	
elbow	egg

2. Write the letter.



3. Write the words.



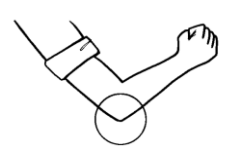


Neat handwriting.  Finger space.  Between the lines.  left to right.  correct spelling.

My name is \_\_\_\_\_

Date: \_\_\_\_\_

4. Write the missing letter.



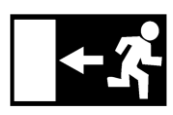
\_lbow

elephan\_

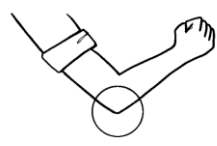
ex\_t

\_gg


5. Circle the correct word.




exit      egg



elbow      exit




elbow      egg

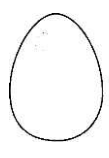


elephant egg

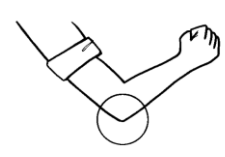
6. Write the word.



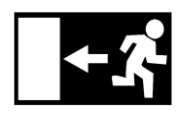
\_\_\_\_\_



\_\_\_\_\_



\_\_\_\_\_



\_\_\_\_\_

7. Read the sentence.

The egg is good.

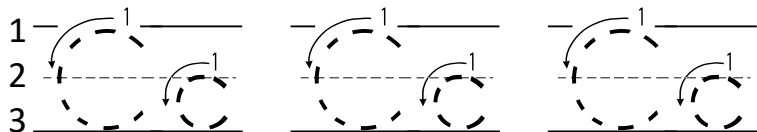
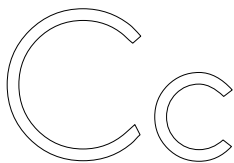
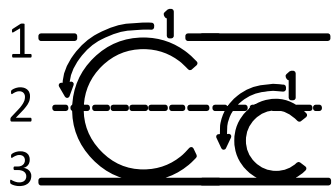
How do you feel about your work?







My name is \_\_\_\_\_

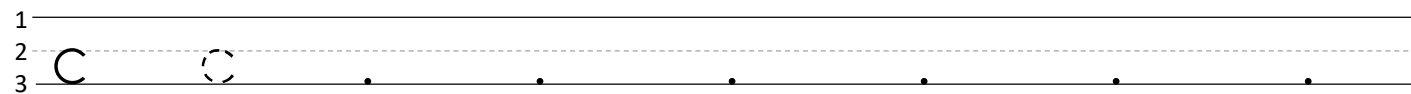
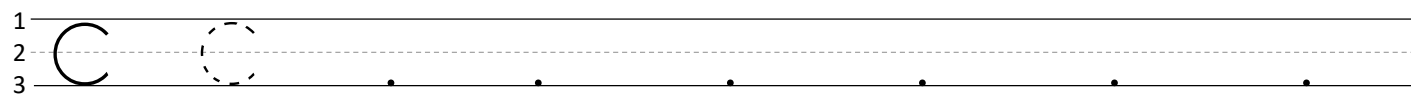
Date: \_\_\_\_\_

1. Say the sound. Trace the letter.

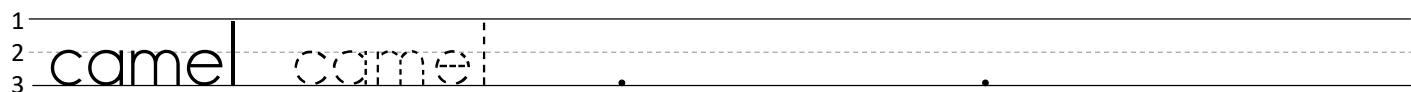
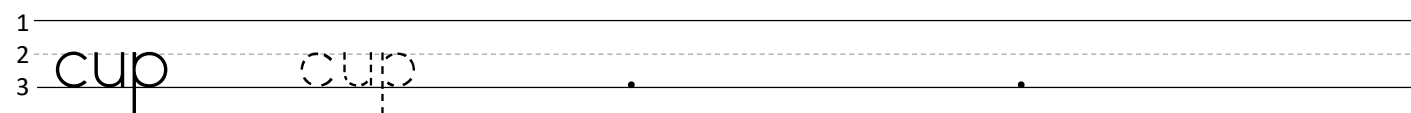
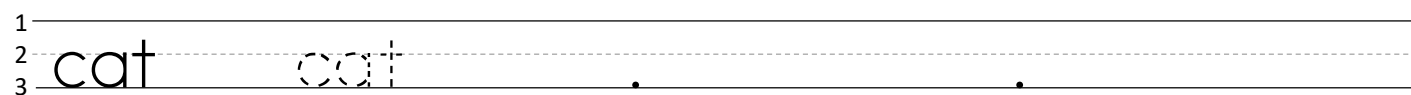
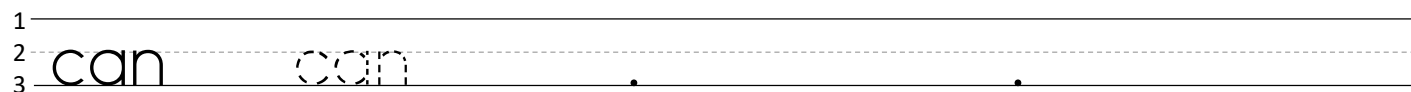


	
can	cup
	
cat	camel

2. Write the letter.



3. Write the words.



Neat handwriting.  Finger space.  Between the lines.  left to right.  correct spelling.

My name is \_\_\_\_\_

Date: \_\_\_\_\_


4. Write the missing letter.



c\_p



ca\_



\_amel




ca\_

5. Circle the correct word.



can      cup



cat      camel



camel      cup



cat      can

6. Write the word.




— — —



— — —



— — —



— — — — —

7. Read the sentence.

The cat can run.

How do you feel about your work?

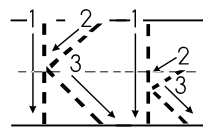
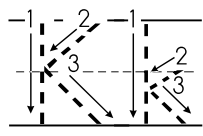
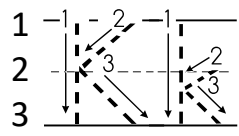
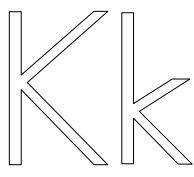
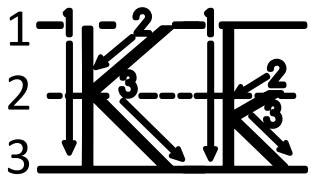


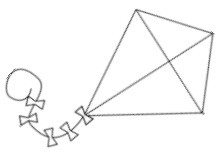





My name is \_\_\_\_\_

Date: \_\_\_\_\_

1. Say the sound. Trace the letter.



	
kite	kid
	
king	key

2. Write the letter.

1  
2  
3 K K . . . . .

1  
2  
3 k k . . . . .

3. Write the words.

1  
2  
3 kite kite . . . . .

1  
2  
3 kid kid . . . . .

1  
2  
3 king king . . . . .

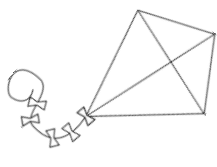
1  
2  
3 key key . . . . .

Neat handwriting.  Finger space.  Between the lines.  left to right.  correct spelling.

My name is \_\_\_\_\_

Date: \_\_\_\_\_


4. Write the missing letter.



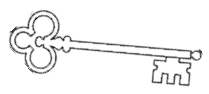
\_ite



ki\_g



ki\_

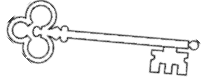


\_ey

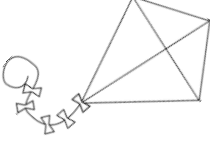
5. Circle the correct word.




king     kite



kid     key

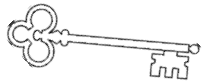


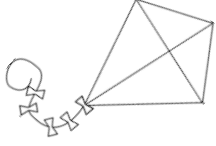


kite     king



key     kid

6. Write the word.

			
— — —	— — —	— — — —	— — — —

7. Read the sentence.

The king is flying the kite.


How do you feel about your work?

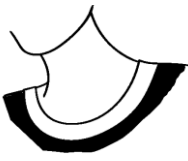





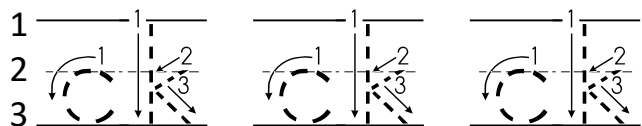
My name is \_\_\_\_\_

Date: \_\_\_\_\_

1. Say the sound. Trace the letter.



	
neck	clock
	
sock	black



2. Write the letter.

1  
2 ck ck . . . . .  
3

1  
2 ck ck . . . . .  
3

3. Write the words.

1  
2 neck neck . . . . .  
3

1  
2 clock clock . . . . .  
3

1  
2 black black . . . . .  
3

1  
2 sock sock . . . . .  
3

Neat handwriting.  Finger space.  Between the lines.  left to right.  correct spelling.

My name is \_\_\_\_\_

Date: \_\_\_\_\_

4. Write the missing letter.



\_eck



clo\_\_



s\_ck



bla\_\_


5. Circle the correct word.



black sock



neck clock




black clock




sock neck


6. Write the word.



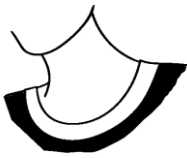
\_\_\_\_\_



\_\_\_\_\_



\_\_\_\_\_



\_\_\_\_\_

7. Read the sentence.

The clock is black.

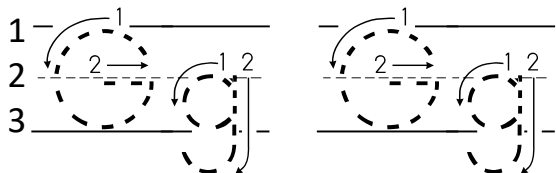
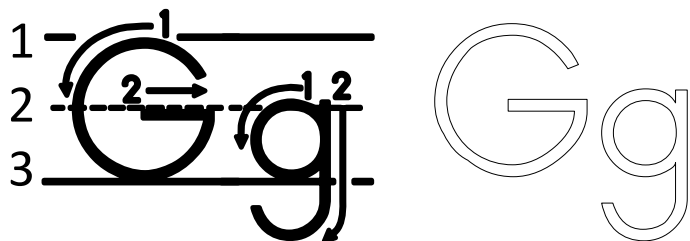
How do you feel about your work?







My name is \_\_\_\_\_

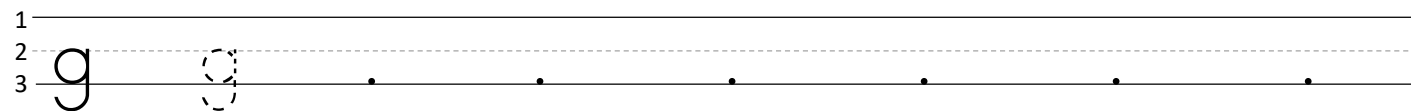
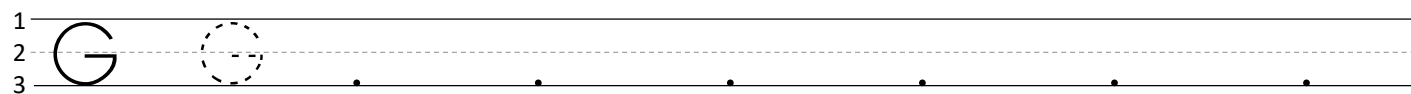
Date: \_\_\_\_\_

1. Say the sound. Trace the letter.

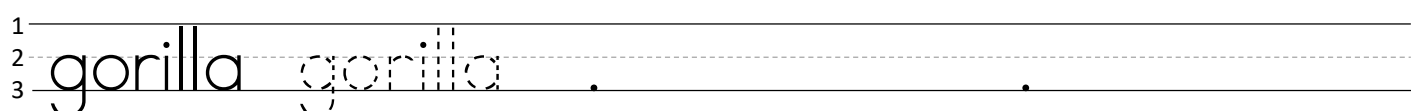
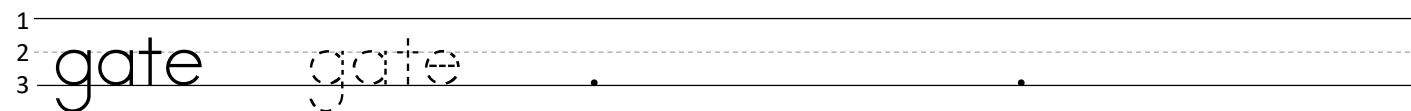
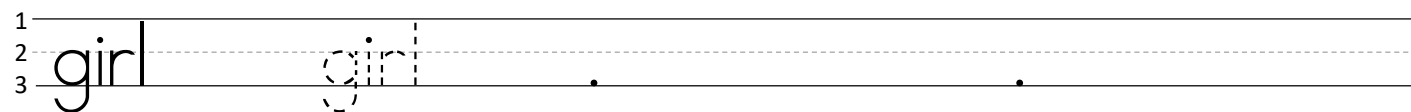
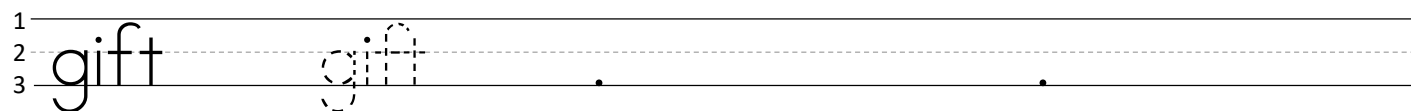


	
gift	girl
	
gorilla	gate

2. Write the letter.



3. Write the words.



Neat handwriting.  Finger space.  Between the lines.  left to right.  correct spelling.

My name is \_\_\_\_\_

Date: \_\_\_\_\_


4. Write the missing letter.



gir\_



\_ift



gorill\_




ga\_e

5. Circle the correct word.




gift    gorilla



gate    girl







gorilla    gift



girl    gate

6. Write the word.

			
_____	_____	_____	_____

7. Read the sentence.

The girl got a gift.

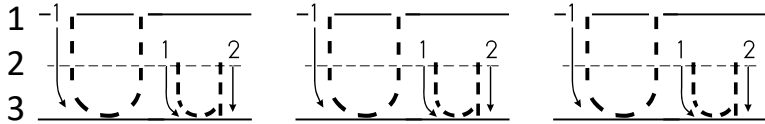
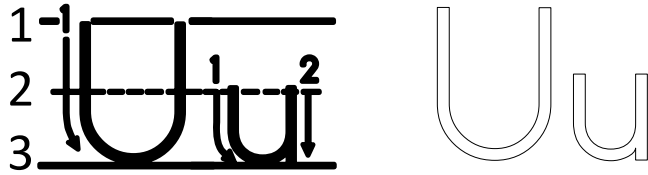
How do you feel about your work?


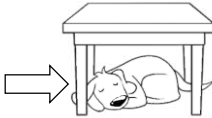




My name is \_\_\_\_\_

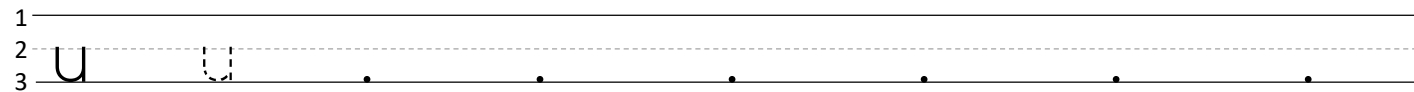
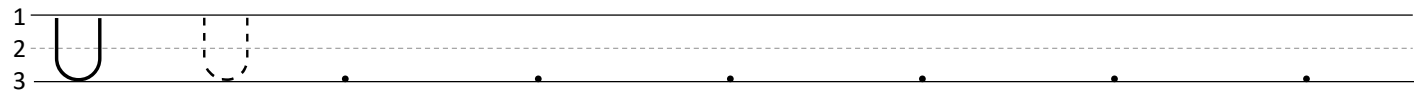
Date: \_\_\_\_\_

1. Say the sound. Trace the letter.

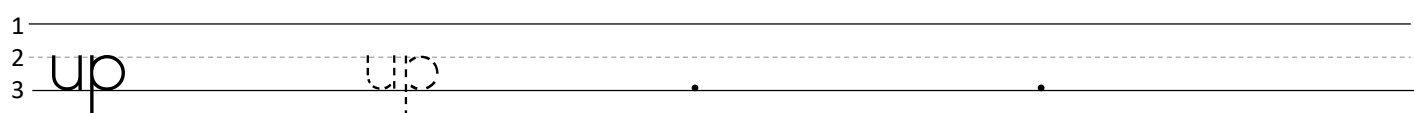
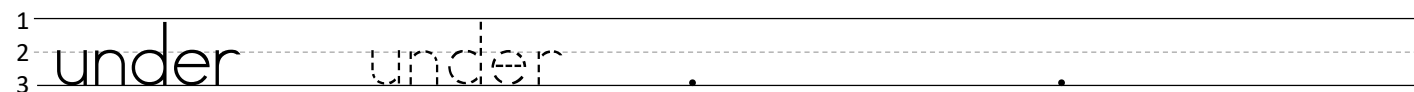
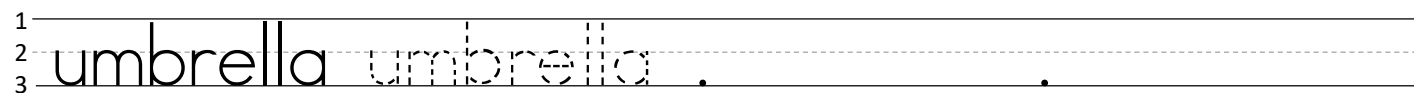
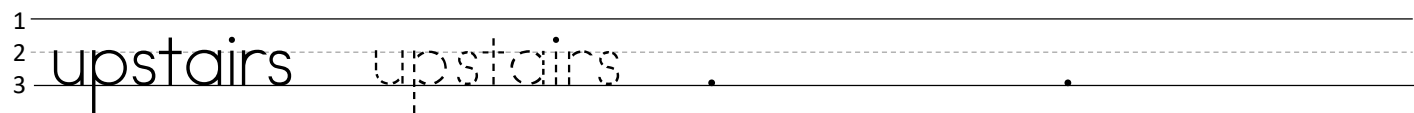


	
up	under
	
umbrella	upstairs

2. Write the letter.



3. Write the words.

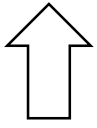


Neat handwriting.  Finger space.  Between the lines.  left to right.  correct spelling.

My name is \_\_\_\_\_

Date: \_\_\_\_\_

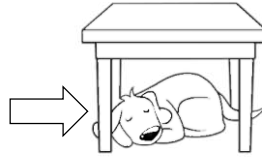
4. Write the missing letter.



\_p



umbrell\_



un\_er



u\_stairs

5. Circle the correct word.



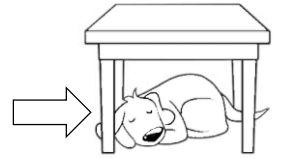
umbrella up



up under

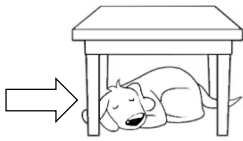


upstairs under



under up

6. Write the word.



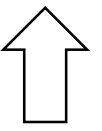
\_\_\_\_\_



\_\_\_\_\_



\_\_\_\_\_



\_\_\_\_\_

7. Read the sentence.

My umbrella is under the desk.

How do you feel about your work?

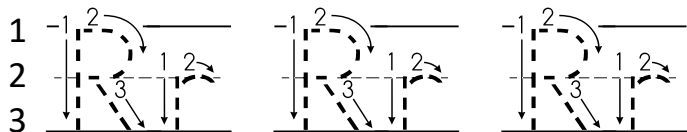
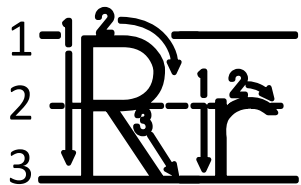








My name is \_\_\_\_\_

Date: \_\_\_\_\_

1. Say the sound. Trace the letter.



	
red	rain
	
robot	run

2. Write the letter.

1  
2 R r . . . . .  
3

1  
2 r r . . . . .  
3

3. Write the words.

1  
2 red red . . . . .  
3

1  
2 rain rain . . . . .  
3

1  
2 robot robot . . . . .  
3

1  
2 run run . . . . .  
3

Neat handwriting.  Finger space.  Between the lines.  left to right.  correct spelling.


My name is \_\_\_\_\_

Date: \_\_\_\_\_

4. Write the missing letter.




ru\_



r\_d




\_ain



\_obot


5. Circle the correct word.



red robot



run rain



red robot



rain robot


6. Write the word.



---



-----



-----



---

7. Read the sentence.

A red robot.

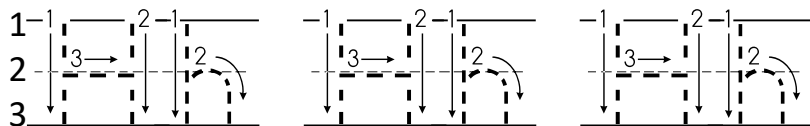
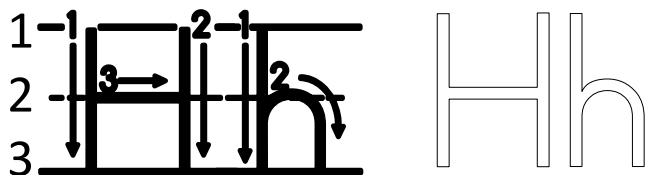
How do you feel about your work?







My name is \_\_\_\_\_

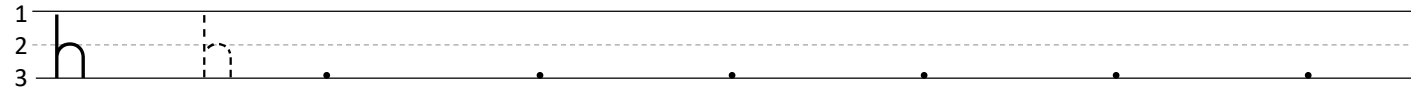
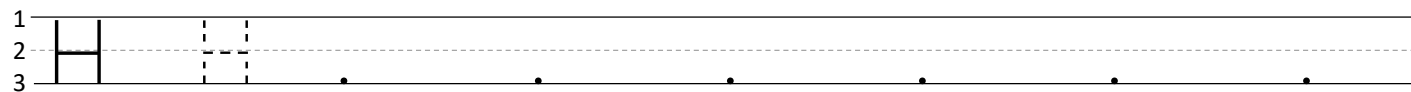
Date: \_\_\_\_\_

1. Say the sound. Trace the letter.

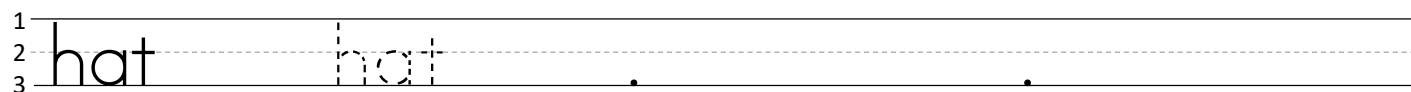


	
hat	heart
	
hand	hen

2. Write the letter.



3. Write the words.




Neat handwriting.  Finger space.  Between the lines.  left to right.  correct spelling.

My name is \_\_\_\_\_

Date: \_\_\_\_\_

4. Write the missing letter.



h\_t



\_eart



han\_



h\_n


5. Circle the correct word.



heart hat



hen hand



hat hen



heart hand


6. Write the word.




---



---



---



---

7. Read the sentence.

A red hen in a red hat.

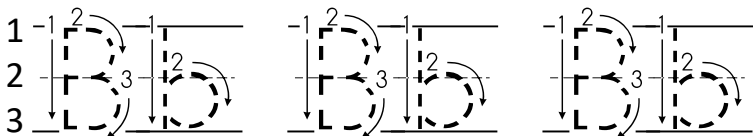
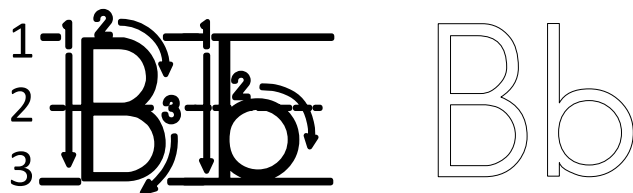
How do you feel about your work?







My name is \_\_\_\_\_

Date: \_\_\_\_\_

1. Say the sound. Trace the letter.



	
bat	bag
	
bird	bike

2. Write the letter.

1  
2  
3 B B . . . . .

1  
2  
3 b b . . . . .

3. Write the words.

1  
2  
3 bat bat . . . . .

1  
2  
3 bird bird . . . . .

1  
2  
3 bike bike . . . . .

1  
2  
3 bag bag . . . . .

Neat handwriting.  Finger space.  Between the lines.  left to right.  correct spelling.

My name is \_\_\_\_\_

Date: \_\_\_\_\_

4. Write the missing letter.



b\_t



\_ag




b\_ke



bir\_

5. Circle the correct word.



bird    bike



bag    bat







bag    bird



bat    bike

6. Write the word.

			
---	---	---	---

7. Read the sentence.

A big blue bag.

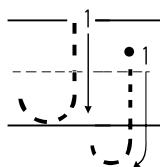
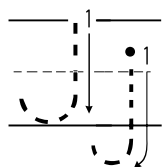
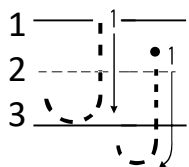
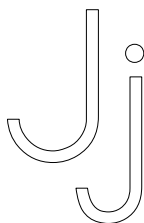
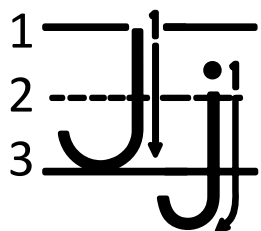
How do you feel about your work?







My name is \_\_\_\_\_

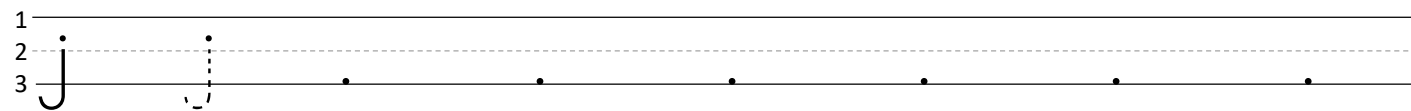
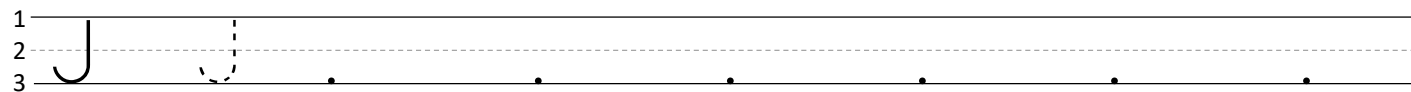
Date: \_\_\_\_\_

1. Say the sound. Trace the letter.

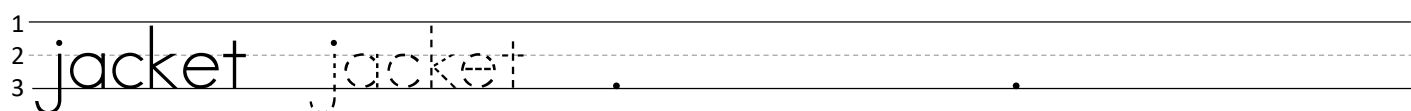
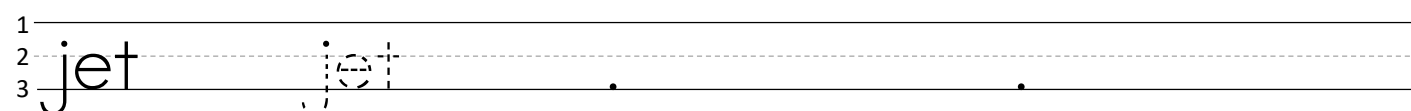
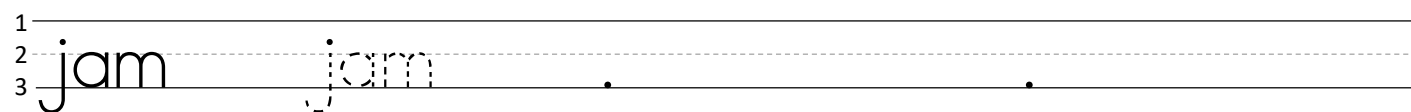
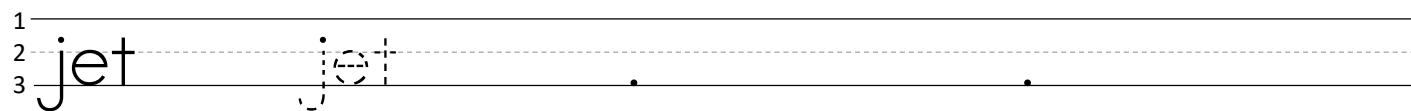


	
jam	jug
	
jacket	jet

2. Write the letter.



3. Write the words.




Neat handwriting.  Finger space.  Between the lines.  left to right.  correct spelling.

My name is \_\_\_\_\_

Date: \_\_\_\_\_

4. Write the missing letter.



\_am



jacke\_



j\_t



\_ug

5. Circle the correct word.




jug      jet



jam      jug







jam      jacket



jacket      jet

6. Write the word.

			
---	---	---	-----

7. Read the sentence.

A jam in a jar.

How do you feel about your work?

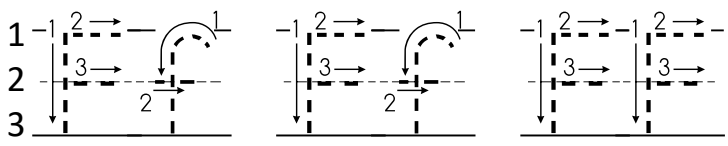

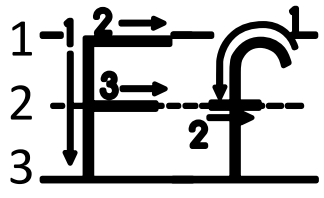


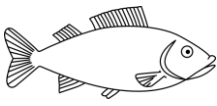

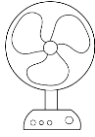



My name is \_\_\_\_\_

Date: \_\_\_\_\_

1. Say the sound. Trace the letter.



	
fish	finger
	
fan	frog

2. Write the letter.

1  
2 F F . . . . .  
3

1  
2 f f . . . . .  
3

3. Write the words.

1  
2 fish fish . . .  
3

1  
2 finger finger . . .  
3

1  
2 fan fan . . .  
3


1  
2 frog frog . . .  
3

Neat handwriting.  Finger space.  Between the lines.  left to right.  correct spelling.

My name is \_\_\_\_\_

Date: \_\_\_\_\_

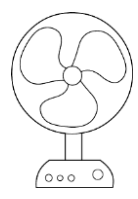
4. Write the missing letter.



\_ish



fin\_er

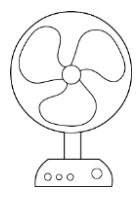


fa\_




fr\_g

5. Circle the correct word.



frog fan



fish finger



fan frog

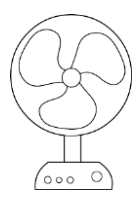


finger fan

6. Write the word.



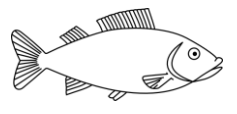
\_\_\_\_\_



\_\_\_\_\_



\_\_\_\_\_



\_\_\_\_\_

7. Read the sentence.

The frog is on the fan.


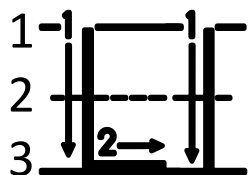
How do you feel about your work?




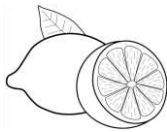


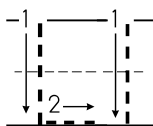
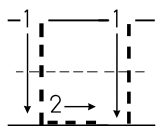
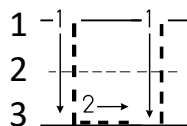
My name is \_\_\_\_\_

Date: \_\_\_\_\_

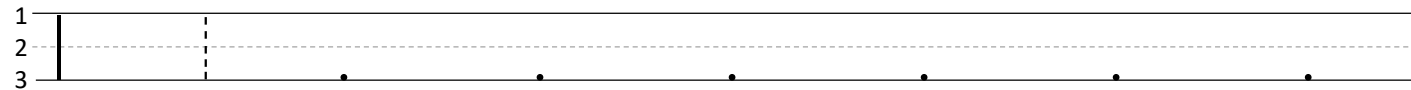
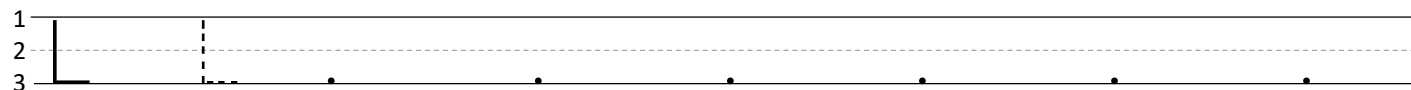
1. Say the sound. Trace the letter.



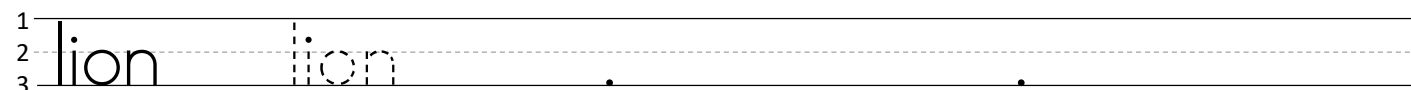
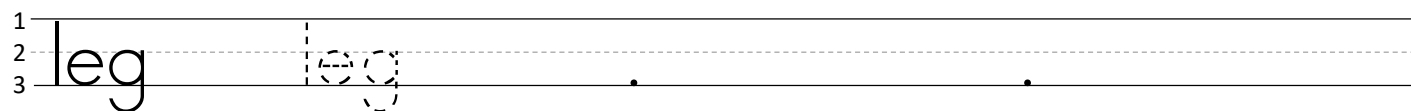
	
lion	leaf
	
leg	lemon



2. Write the letter.



3. Write the words.



Neat handwriting.  Finger space.  Between the lines.  left to right.  correct spelling.

My name is \_\_\_\_\_

Date: \_\_\_\_\_


4. Write the missing letter.



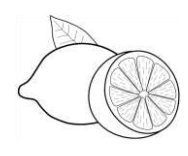
lio\_



l\_g



\_eaf



le\_on

5. Circle the correct word.




leaf      lion



lemon      leaf


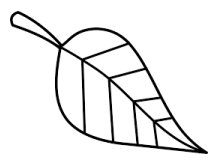
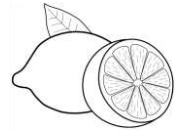



leg      lion



lemon      leg

6. Write the word.

			
---	---	---	---

7. Read the sentence.

Lick the lemon.

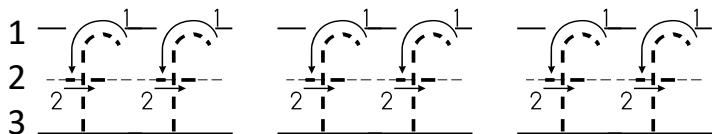

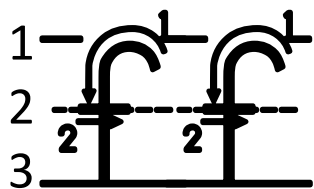
How do you feel about your work?


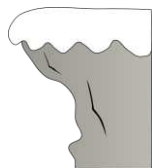




My name is \_\_\_\_\_

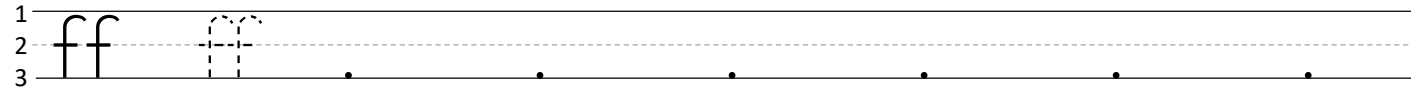
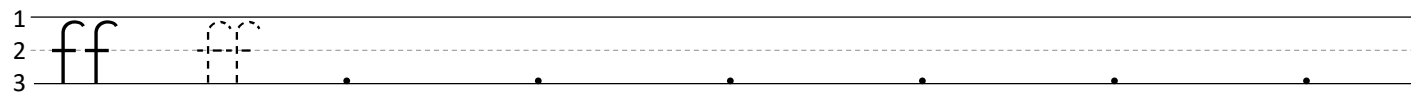
Date: \_\_\_\_\_

1. Say the sound. Trace the letter.

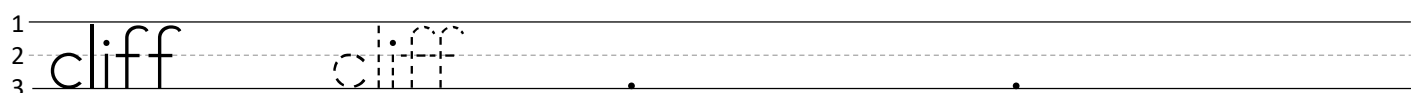
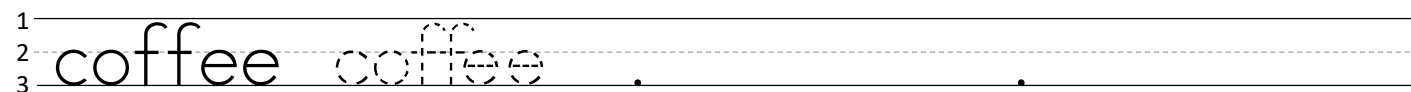
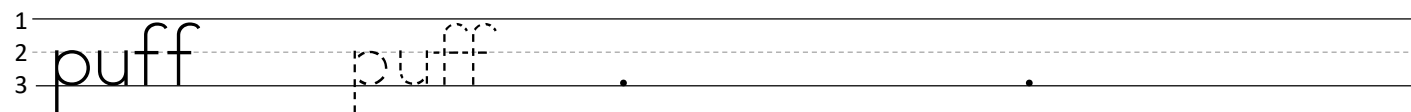
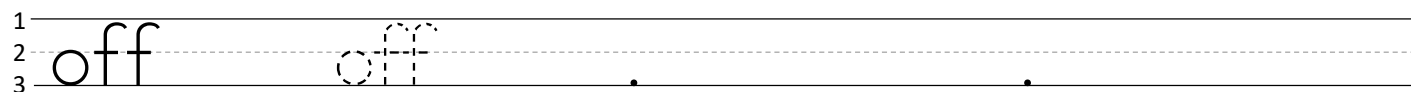


	
coffee	cliff
	
puff	off

2. Write the letter.



3. Write the words.

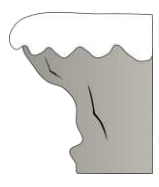


Neat handwriting.  Finger space.  Between the lines.  left to right.  correct spelling.

My name is \_\_\_\_\_

Date: \_\_\_\_\_


4. Write the missing letter.




cli\_\_



co\_\_ee




\_ff



\_uff

5. Circle the correct word.



puff      cliff



coffee      off



cliff      puff



coffee      off

6. Write the word.

-----	-----	-----	-----

7. Read the sentence.

Turn it off.

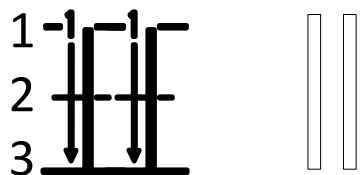
How do you feel about your work?

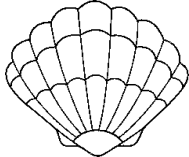





My name is \_\_\_\_\_

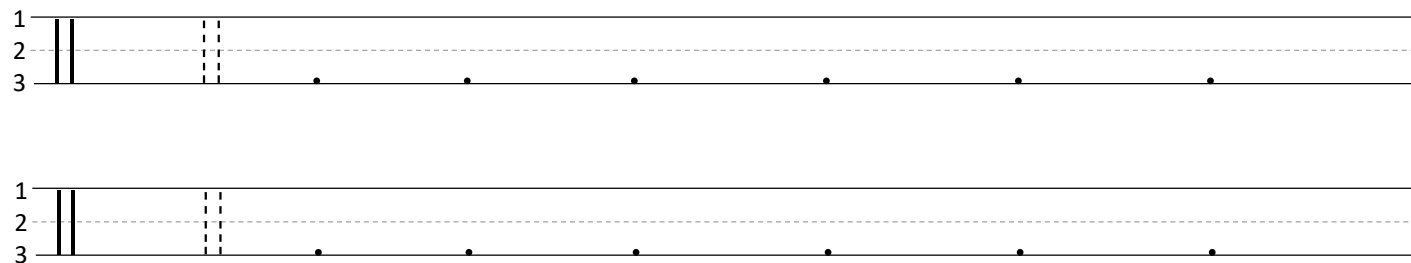
Date: \_\_\_\_\_

1. Say the sound. Trace the letter.



	
shell	ball
	
bell	tall

2. Write the letter.



3. Write the words.




Neat handwriting.  Finger space.  Between the lines.  left to right.  correct spelling.

My name is \_\_\_\_\_

Date: \_\_\_\_\_

4. Write the missing letter.



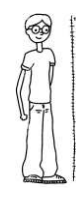
she\_\_



b\_\_ll



\_\_all

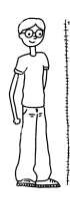


ta\_\_


5. Circle the correct word.



tall      ball



bell      tall



shell      ball



bell      shell

6. Write the word.




\_\_\_\_\_



\_\_\_\_\_



\_\_\_\_\_



\_\_\_\_\_

7. Read the sentence.

The boy is tall.

How do you feel about your work?

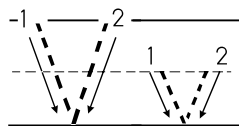
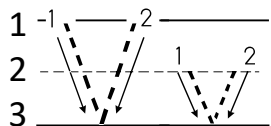

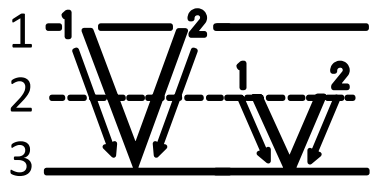








My name is \_\_\_\_\_

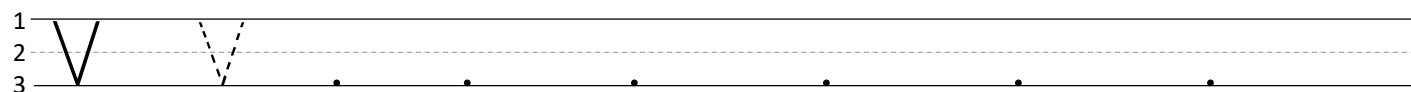
Date: \_\_\_\_\_

1. Say the sound. Trace the letter.

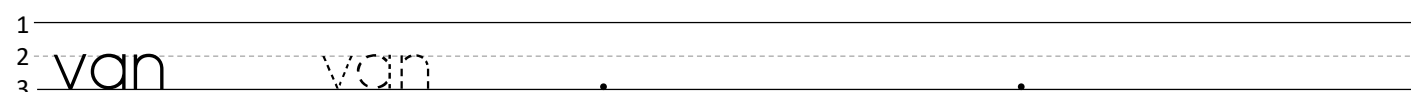
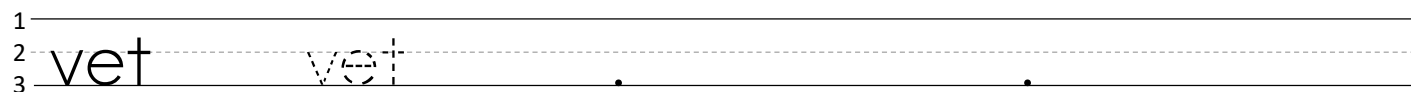


	
<u>v</u> iolin	<u>v</u> an
	
<u>v</u> ase	<u>v</u> et

2. Write the letter.



3. Write the words.

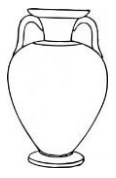


Neat handwriting.  Finger space.  Between the lines.  left to right.  correct spelling.

My name is \_\_\_\_\_

Date: \_\_\_\_\_

4. Write the missing letter.



viol\_n

va\_e

\_et

va\_

5. Circle the correct word.



vase      vet



violin      van







vase      violin



vet      van

6. Write the word.

			
---	---	---	---

7. Read the sentence.

A man in the van.

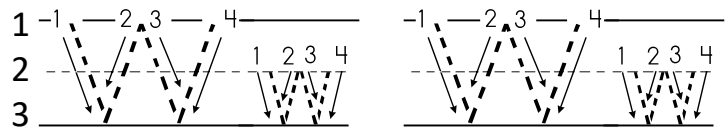
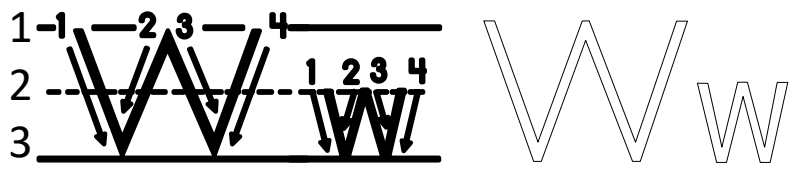
How do you feel about your work?



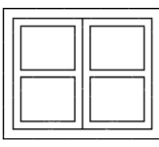



My name is \_\_\_\_\_

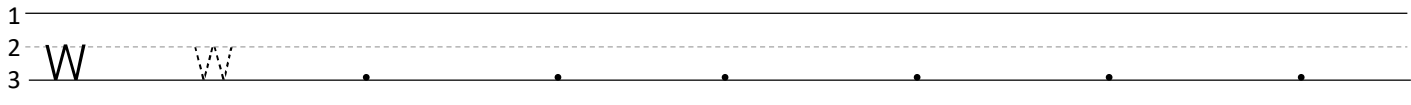
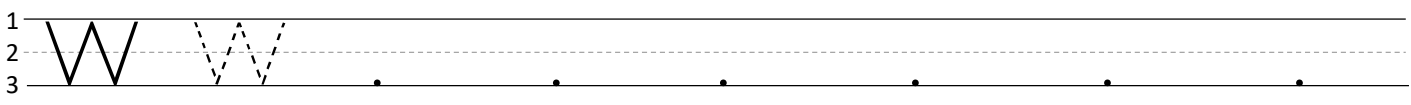
Date: \_\_\_\_\_

1. Say the sound. Trace the letter.

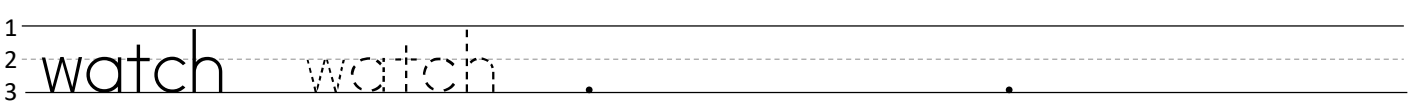
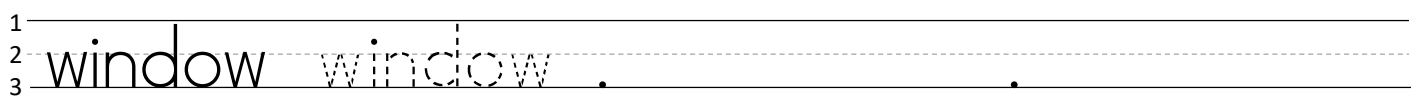
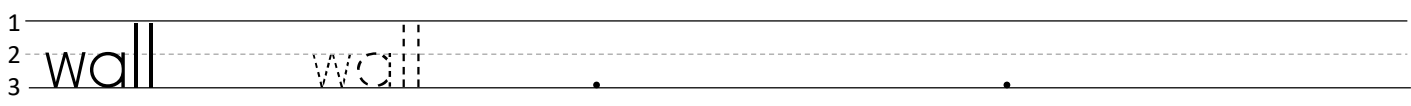
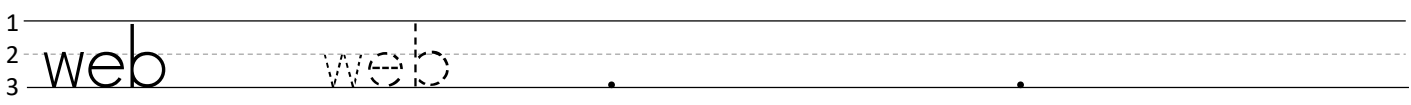


	
web	wall
	
window	watch

2. Write the letter.



3. Write the words.



Neat handwriting.  Finger space.  Between the lines.  left to right.  correct spelling.


My name is \_\_\_\_\_

Date: \_\_\_\_\_

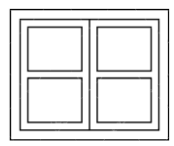
4. Write the missing letter.



w\_b



wa\_ \_




\_indow



w\_tch


5. Circle the correct word.




wall    watch



web    window




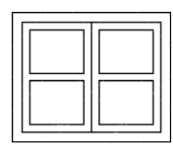


watch    web



wall    window

6. Write the word.

			
_____	_____	_____	_____

7. Read the sentence.

I like my watch.

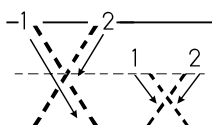
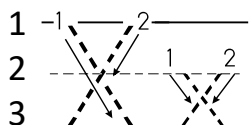
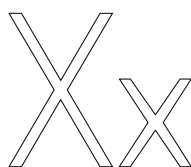
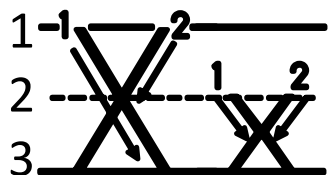
How do you feel about your work?


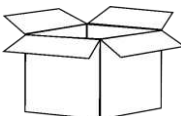



My name is \_\_\_\_\_

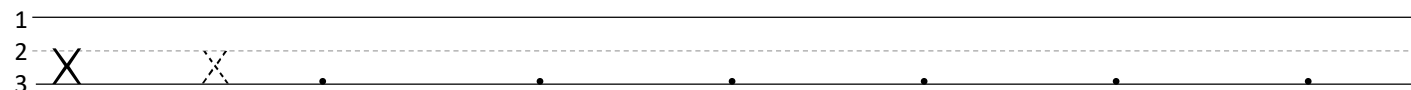
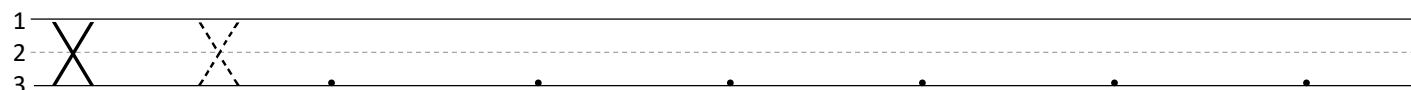
Date: \_\_\_\_\_

1. Say the sound. Trace the letter.

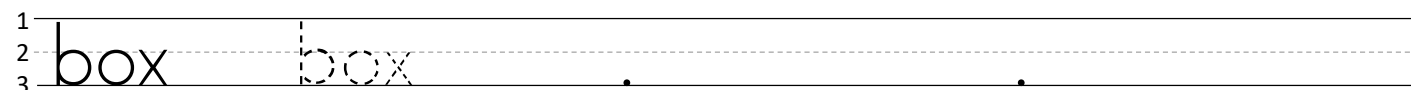
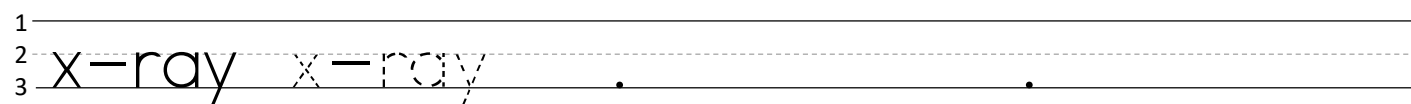
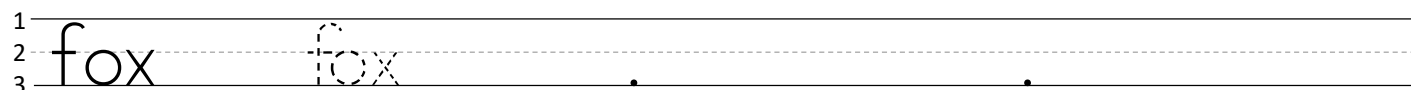


	
fox	box
6	
six	x-ray

2. Write the letter.



3. Write the words.




Neat handwriting.  Finger space.  Between the lines.  left to right.  correct spelling.

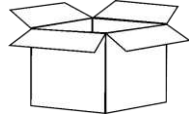
My name is \_\_\_\_\_

Date: \_\_\_\_\_

4. Write the missing letter.



\_ox



bo\_



x-r\_y

6


si\_

5. Circle the correct word.

6

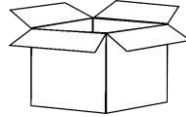
six

box



x-ray

fox



box

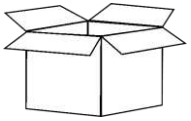
six



x-ray

six

6. Write the word.




---



- - -

6

---



---

7. Read the sentence.

The fox is on the box.

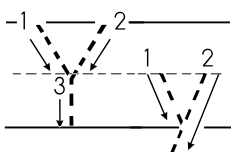
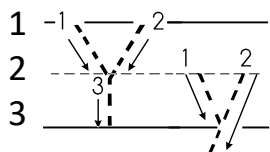
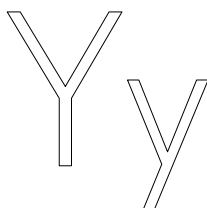
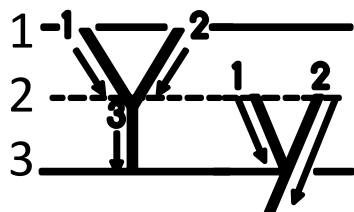
How do you feel about your work?







My name is \_\_\_\_\_

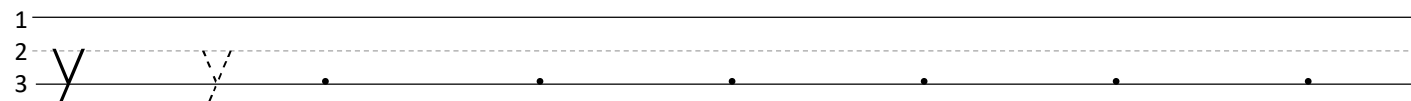
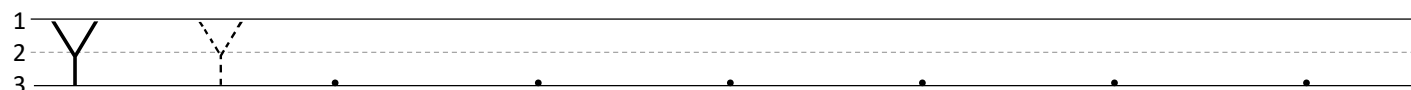
Date: \_\_\_\_\_

1. Say the sound. Trace the letter.

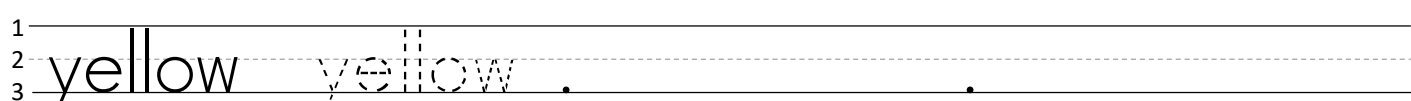
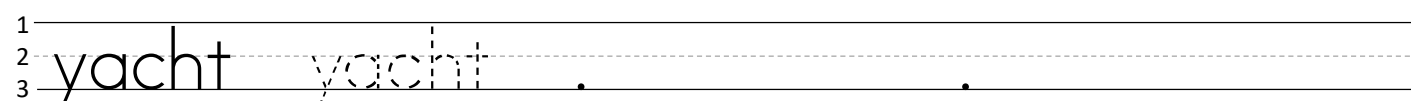
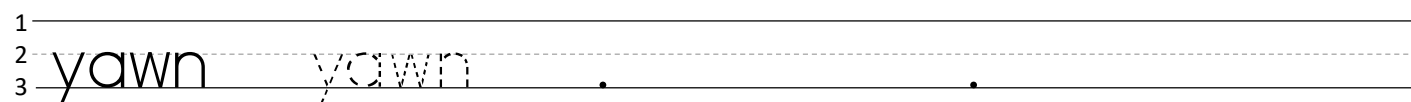
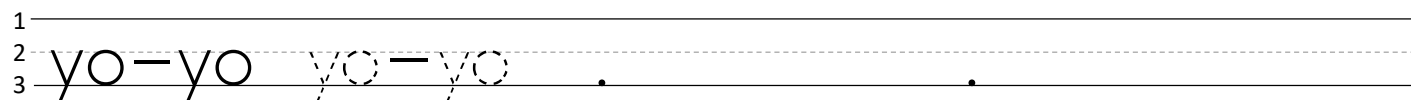


	
yo-yo	yawn
	
yacht	yellow

2. Write the letter.



3. Write the words.



Neat handwriting.  Finger space.  Between the lines.  left to right.  correct spelling.

My name is \_\_\_\_\_

Date: \_\_\_\_\_


4. Write the missing letter.



\_o\_o



yaw\_




yell\_w



yach\_

5. Circle the correct word.



yellow yoyo



yoyo yawn



yacht yellow




yacht yawn

6. Write the word.



\_\_\_\_\_



\_\_\_\_\_



\_\_\_\_\_



\_\_\_\_\_

7. Read the sentence.

The yarn is yellow.

How do you feel about your work?

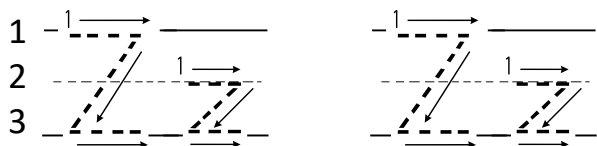
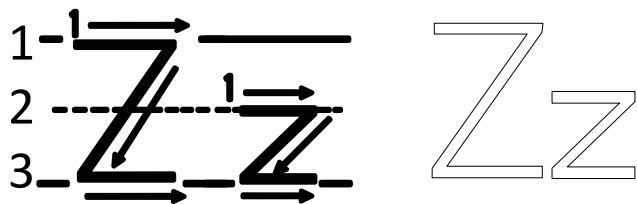








My name is \_\_\_\_\_

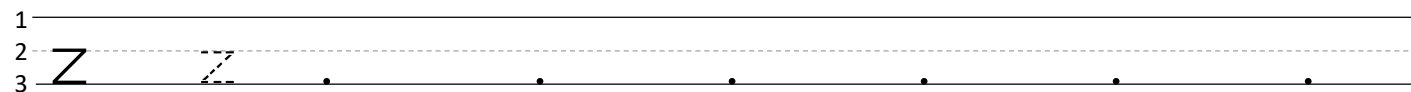
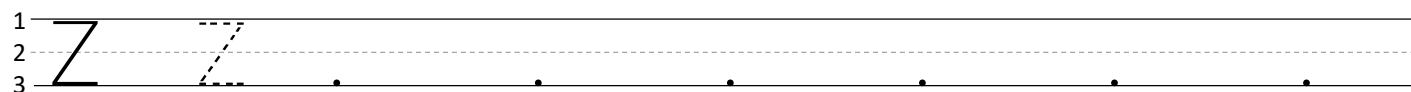
Date: \_\_\_\_\_

1. Say the sound. Trace the letter.

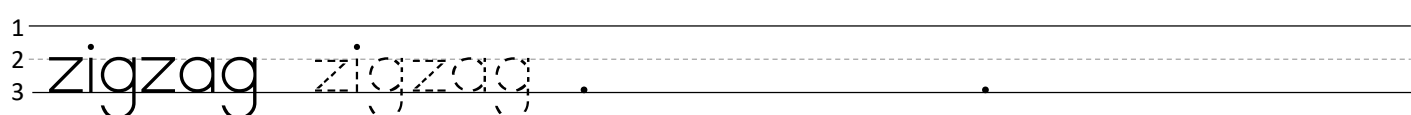
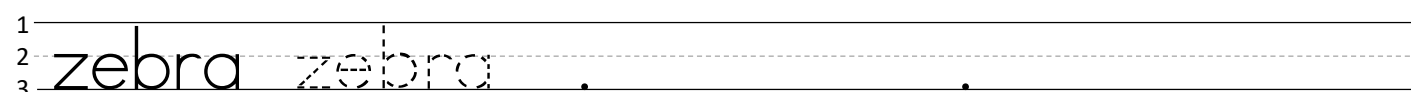
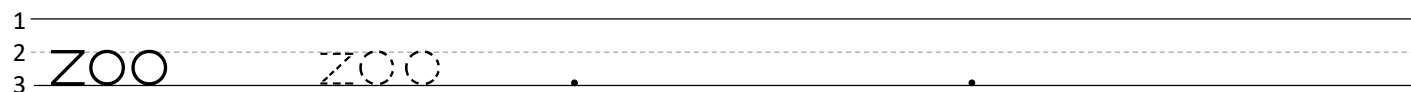


	
zoo	zero
	
zigzag	zebra

2. Write the letter.



3. Write the words.




Neat handwriting.  Finger space.  Between the lines.  left to right.  correct spelling.

My name is \_\_\_\_\_

Date: \_\_\_\_\_

4. Write the missing letter.



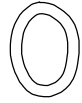
\_oo



\_ig\_ag

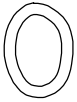


zebr\_



\_ero


5. Circle the correct word.



zero zigzag



zoo zebra



zoo zero




zigzag zero

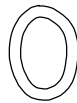
6. Write the word.



\_\_\_\_\_



\_\_\_\_\_



\_\_\_\_\_



\_\_\_\_\_

7. Read the sentence.

The zebra is in the zoo.

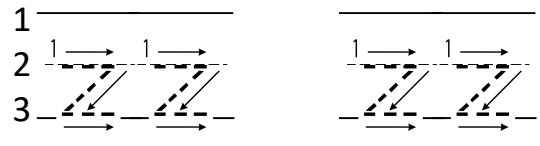
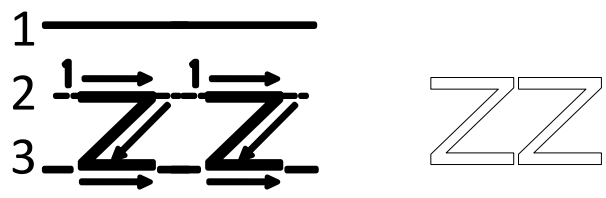
How do you feel about your work?







My name is \_\_\_\_\_

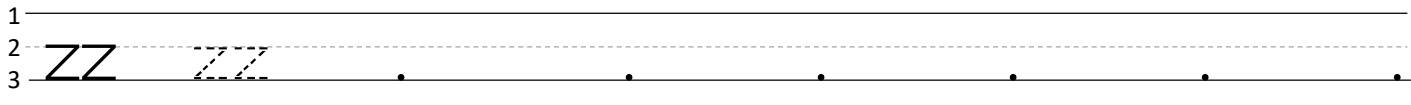
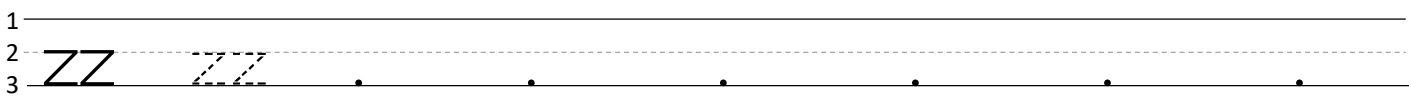
Date: \_\_\_\_\_

1. Say the sound. Trace the letter.

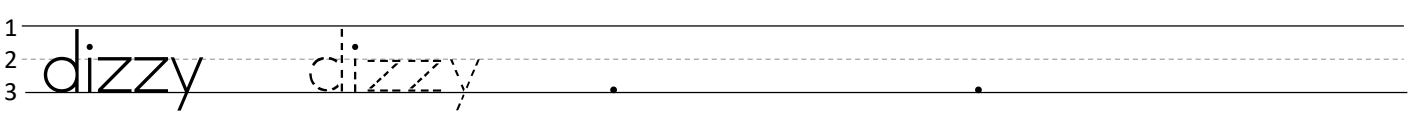
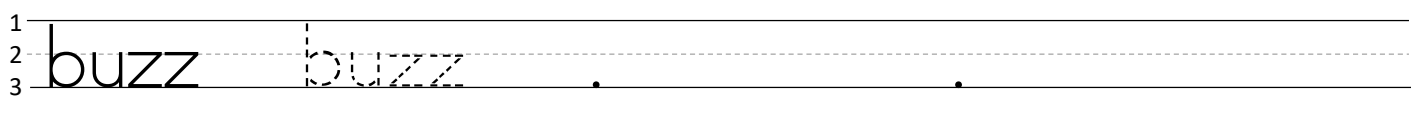
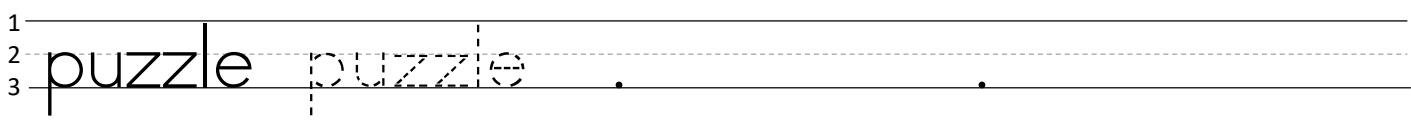
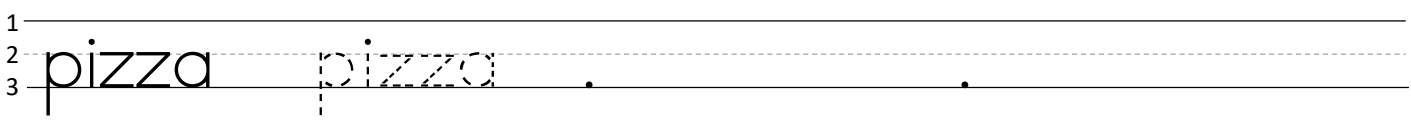


	
pizza	buzz
	
dizzy	puzzle

2. Write the letter.



3. Write the words.



Neat handwriting.  Finger space.  Between the lines.  left to right.  correct spelling.

My name is \_\_\_\_\_

Date: \_\_\_\_\_

4. Write the missing letter.



pizz\_

di\_ \_y

pu\_ \_le

\_uzz

5. Circle the correct word.



buzz dizzy

puzzle pizza

dizzy buzz

puzzle buzz

6. Write the word.



\_\_\_\_\_

\_\_\_\_\_

\_\_\_\_\_

\_\_\_\_\_

7. Read the sentence.

He feels dizzy.

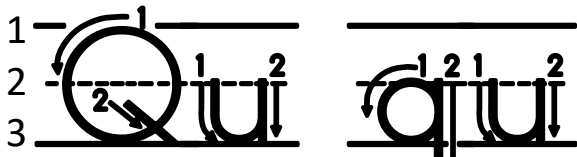
How do you feel about your work?



My name is \_\_\_\_\_

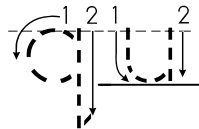
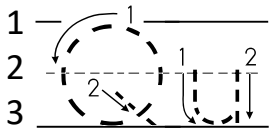
Date: \_\_\_\_\_





1. Say the sound. Trace the letter.



Q u

q u



	
queen	quilt
	
question	quiet

2. Write the letter.

1  
2  
3 Qu Qu . . . . .

1  
2  
3 qu qu . . . . .

3. Write the words.

1  
2  
3 quilt quilt . . . . .

1  
2  
3 queen queen . . . . .

1  
2  
3 quiet quiet . . . . .

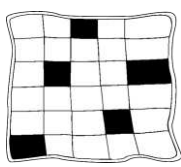



1  
2  
3 question question . . . . .

Neat handwriting.  Finger space.  Between the lines.  left to right.  correct spelling.



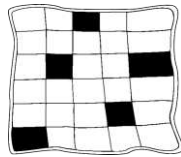

My name is \_\_\_\_\_

Date: \_\_\_\_\_





4. Write the missing letter.

			
__ _ilt	qui_t	_ _estion	qu_ _n

5. Circle the correct word.

 quilt queen	 question quilt	 quilt quiet	 queen quiet
--	---	--	--

6. Write the word.

			
_____	_____	_____	_____

7. Read the sentence.

The queen is quiet.

How do you feel about your work?

