

تم تحميل هذا الملف من موقع المناهج الإماراتية

الملف أوراق عمل Booklet الفصل الثالث

موقع المناهج ← المناهج الإماراتية ← الصف الأول ← لغة انجليزية ← الفصل الثالث

روابط مواقع التواصل الاجتماعي بحسب الصف الأول

روابط مواد الصف الأول على تلغرام			
<a href="#">الرياضيات</a>	<a href="#">اللغة الانجليزية</a>	<a href="#">اللغة العربية</a>	<a href="#">التربية الاسلامية</a>

المزيد من الملفات بحسب الصف الأول والمادة لغة انجليزية في الفصل الثالث

<a href="#">أوراق عمل الفصل الثالث كاملة</a>	1
<a href="#">الفصل الثالث أوراق عمل الوحدة الثامنة.</a>	2
<a href="#">أوراق عمل شاملة لوحدة الطقس.</a>	3
<a href="#">أوراق عمل الوحدة التاسعة.</a>	4
<a href="#">أوراق عمل.</a>	5

# ENGLISH BOOKLET



## Grade one

### Semester 3

*My name is .....*

*I am in grade one /.....*

Done by :

**Teacher Noora Al Shehhi**




# All about me

My name is .....

I am .....years old.

I am in grade 1.

My favorite color is .....



## Write about yourself

A large rounded rectangular box with a thick black border, containing four horizontal dashed lines for writing.


# ALPHABETICAL ORDER



 <b>Aa</b> apple	 <b>Bb</b> ball	 <b>Cc</b> cat	 <b>Dd</b> dog
 <b>Ee</b> egg	 <b>Ff</b> fish	 <b>Gg</b> goat	 <b>Hh</b> hat
 <b>Ii</b> igloo	 <b>Jj</b> jam	 <b>Kk</b> king	 <b>Ll</b> lion
 <b>Mm</b> moon	 <b>Nn</b> nut	 <b>Oo</b> orange	 <b>Pp</b> pig
 <b>Qq</b> queen	 <b>Rr</b> rocket	 <b>Ss</b> sun	 <b>Tt</b> tree
 <b>Uu</b> umbrella	 <b>Vv</b> van	 <b>Ww</b> watch	 <b>Xx</b> fox
 <b>Yy</b> yo-yo	 <b>Zz</b> zip		







# Alphabet Trace

Aa Bb Cc Dd Ee Ff

Gg Hh Ii Jj Kk Ll


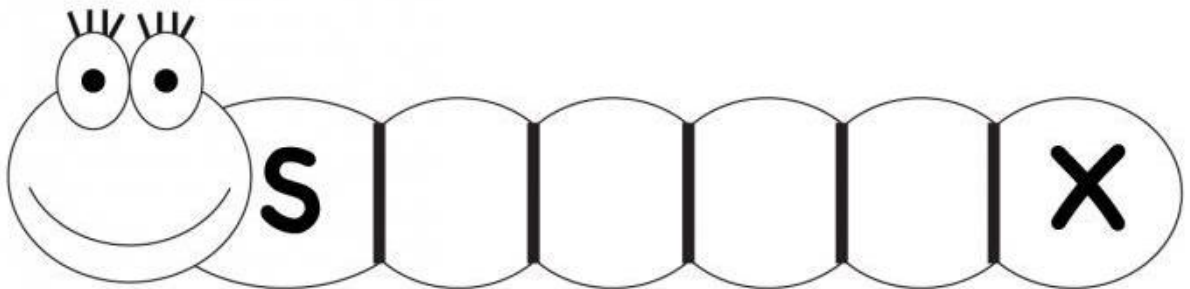
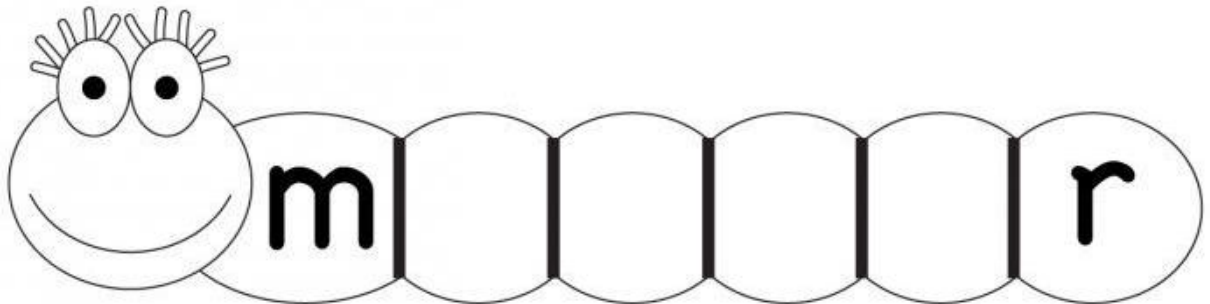
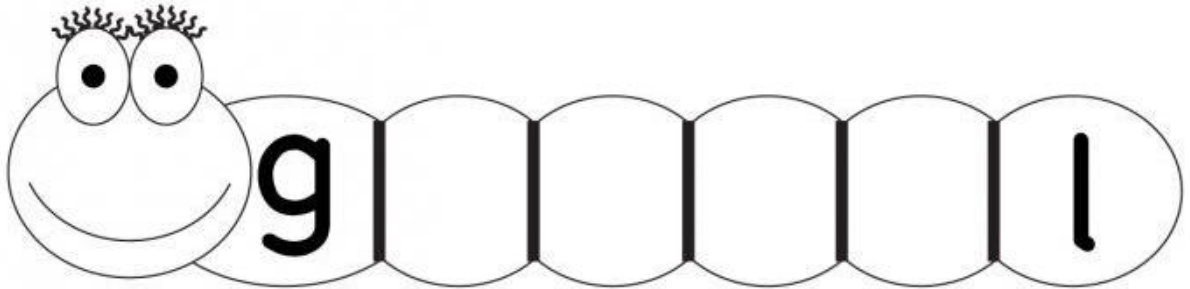
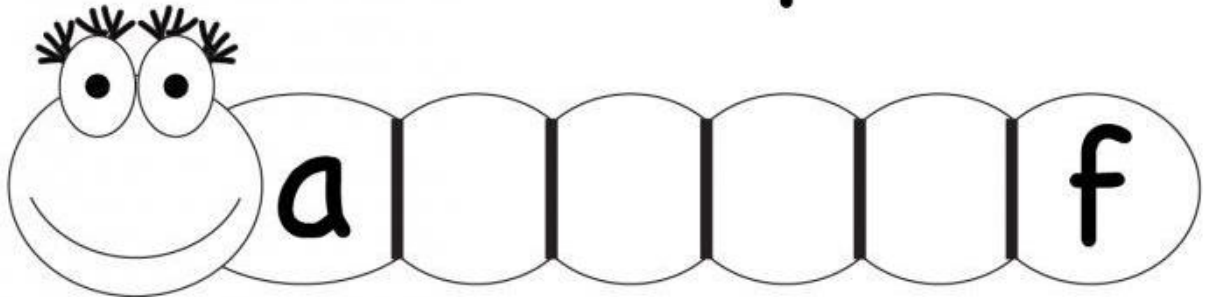
Mm Nn Oo Pp Qq

Rr Ss Tt Uu Vv

Ww Xx Yy Zz




# Finish the alphabet.

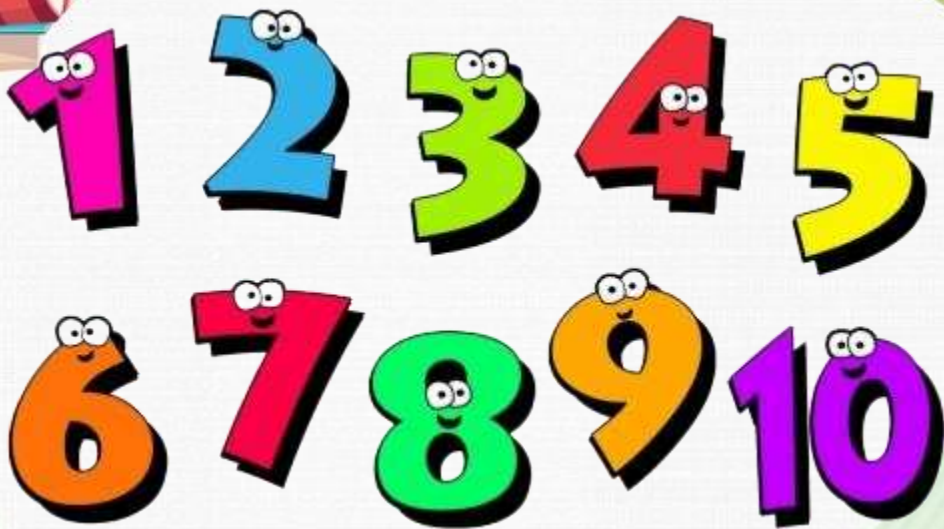




Connect the dots then color in the hidden picture!  
Connect the dots from a to z in alphabetical order.



# NUMBERS





Read , trace and write

1

2

3

4

5

one

two

three

Four

Five

one

two

three

Four

Five

Read , trace and write

6

7

8

9

10

six

seven

eight

nine

ten

six

seven

eight

nine

ten

Decorate the numbers and write the missing letters.

one      two      three      four      five  
six      seven      eight      nine      ten



t \_ e \_



\_ n \_



\_ \_ x



t \_ o



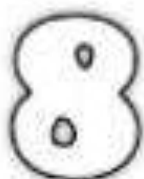
\_ \_ v \_



n \_ \_ e



\_ \_ n



e \_ \_ h \_



\_ \_ v \_ n



\_ \_ u

Read , trace and write

11

12

13

14

15

~~eleven twelve thirteen fourteen fifteen~~

~~eleven twelve thirteen fourteen fifteen~~



Read , trace and write

16

17

18


19

20

sixteen seventeen eighteen nineteen twenty

sixteen seventeen eighteen nineteen twenty

# Tracing Numbers to 20



one

two

three

four

five

six

seven

eight

nine

ten

eleven

twelve

thirteen

fourteen

fifteen

sixteen

seventeen

eighteen

nineteen

twenty



# Number Words



Match the number names to the numbers.

11

12

13

14

11

16

17

18

19

20

sixteen

eleven

fourteen

twenty

seventeen

twelve

nineteen

fifteen

eighteen

thirteen

# Number Names



Match the number names to  
the numbers.

eleven   thirteen   fifteen   seventeen   nineteen  
twelve   fourteen   sixteen   eighteen   twenty

15 \_\_\_\_\_  
-----  
\_\_\_\_\_

16 \_\_\_\_\_  
-----  
\_\_\_\_\_

11 \_\_\_\_\_  
-----  
\_\_\_\_\_

19 \_\_\_\_\_  
-----  
\_\_\_\_\_

17 \_\_\_\_\_  
-----  
\_\_\_\_\_

12 \_\_\_\_\_  
-----  
\_\_\_\_\_

14 \_\_\_\_\_  
-----  
\_\_\_\_\_

18 \_\_\_\_\_  
-----  
\_\_\_\_\_

20 \_\_\_\_\_  
-----  
\_\_\_\_\_

13 \_\_\_\_\_  
-----  
\_\_\_\_\_

12



# COLOURS



# Read , colour and write



red

yellow

green

blue

brown

red

yellow

green

blue

brown

# Read , colour and write



~~black~~

~~white~~

~~purple~~

~~orange~~

~~pink~~

~~black~~


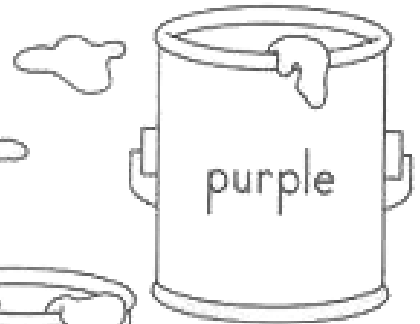
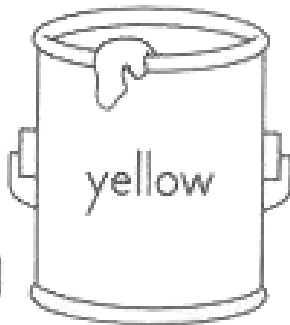

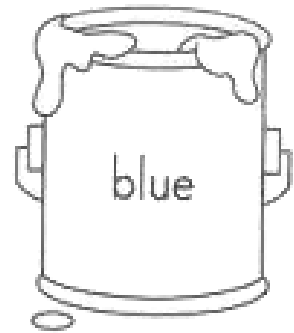
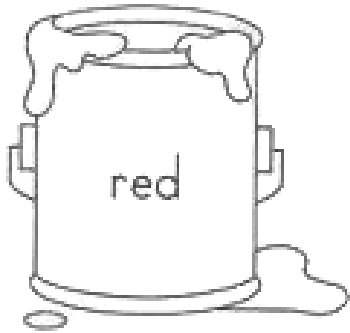
~~white~~

~~purple~~

~~orange~~

~~pink~~

# Colours





Colours:



I see a yellow sun.



I see a brown cat.



I see a red ball.



I see a green leaf.



I see a blue book.



I see a white rabbit.



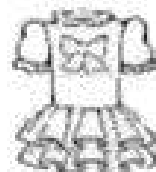
I see an orange fish.



I see a black dog.





I see a purple dress.



# SHAPES



# Read , trace and write



circle

square

triangle

rectangle



circle

square

triangle

rectangle

# Read , trace and write



oval

heart

star

diamond




oval

heart

star

diamond

Draw a line from the shape on the left to the correct name on the right.



**Rectangle**

**Circle**

**Star**


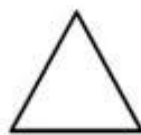

**Oval**

**Square**

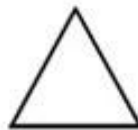

**Triangle**

Identify and color the correct shape.




Circle




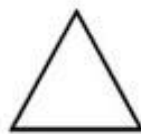

Rectangle





Square




Star




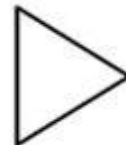
Heart



Triangle



Oval





# FEELING





# Read , trace and write



happy

sad

angry

happy

sad

angry

# Read , trace and write



excited

scared

sleepy

excited

scared

sleepy

Match the picture and word



happy

angry

sleepy



fine

sad

sick



sick

happy

sleepy



sad

fine

happy



angry

sleepy

sick



sad

angry

happy

# BODY PARTS



# Read , trace and write



head

eye

ear

mouth

nose

head

eye


ear

mouth

nose

Read and write

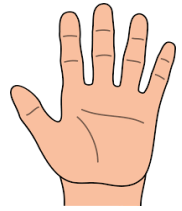

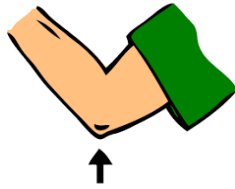
nose - ear - mouth - eye - head



Draw your face



Read , trace and write



tooth

thumb

elbow

finger

hand

tooth

thumb

elbow

finger

hand



Read and match



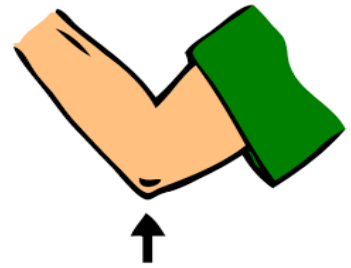
tooth

thumb

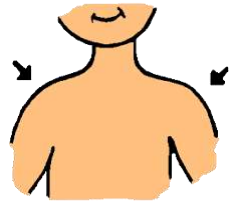

elbow

finger

hand



# Read , trace and write



neck

leg

toe

knee

shoulder

neck

leg

toe

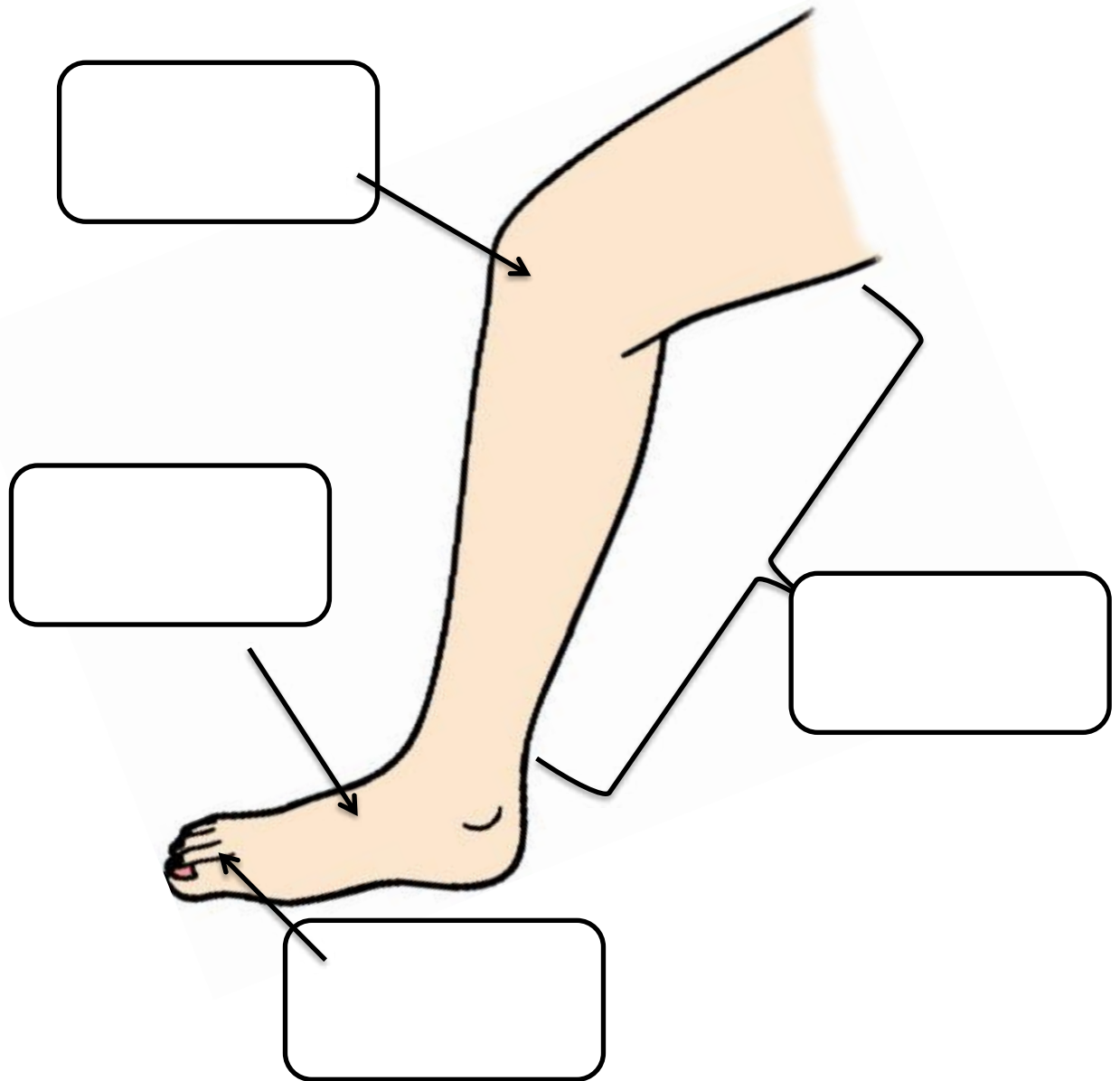
knee

shoulder

# My body

➤ Read and write:

foot - toes - leg - knee



# MY BODY

eye

nose

hair

teeth

arm

neck

mouth

knee

ear


hand

foot

leg



# PRONOUNS



# Read , trace and write



I

you

she

he

it

I

you

she

he

it



# Subject pronouns- he she it



**He**

A boy



**She**

A girl



**It**

A thing or an animal

Circle the correct subject pronoun on each snowball.



He  
She  
It



He  
She  
It



He  
She  
It



He  
She  
It



He  
She  
It



He  
She  
It



He  
She  
It



He  
She  
It



This is a snowman.  
**It** has a tall hat.



# Personal Pronouns

Look at the picture and circle the correct pronoun.



he

she

it



he

she

it



he

she

it



he

she

it



he

she

it



he

she

it



he

she

it










he

she

it



# Pronouns!

	<p>she</p> <p>he</p>		<p>he</p> <p>IT</p>
	<p>he</p> <p>They</p>		<p>he</p> <p>she</p>
	<p>IT</p> <p>she</p>		<p>They</p> <p>she</p>
	<p>he</p> <p>she</p>		<p>he</p> <p>I</p>

# LET'S READ



# Read , trace and write



bird

feather

eye

beak

bird

feather

eye

beak



# Read and write



This is bill. Bill is a big \_\_\_\_\_




His \_\_\_\_\_ are red , yellow and



\_\_\_\_\_.



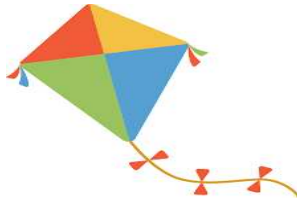
He has blue \_\_\_\_\_.



He has a \_\_\_\_\_

feather - bird - green - beak - black - eye

# Read , trace and write



fly

kite

friend

fly

kite

friend

Read and write



My name is Salma.



I like to \_\_\_\_\_.



These are my \_\_\_\_\_, Alia and Hazza.



I have a \_\_\_\_\_ kite.





Alia has a \_\_\_\_\_ kite.

purple - red - fly - friends - kite



# Read , trace and write



dragon

butterfly



mouse

dragon

butterfly

mouse


# Read and write



Dilly is a happy \_\_\_\_\_



She sees a \_\_\_\_\_ .She is \_\_\_\_\_



She sees a \_\_\_\_\_ .She is \_\_\_\_\_



Dilly is \_\_\_\_\_

butterfly- mouse- sleepy -excited- dragon-scared

# Read , trace and write



play

car

doll


toy

play

car

doll

toy



dinosaur

share

dinosaur

share

# Read and write



Zayed likes to \_\_\_\_\_ with cars.


He has a purple \_\_\_\_\_



Mouza has a \_\_\_\_\_




Sultan plays with big \_\_\_\_\_



The children \_\_\_\_\_ their \_\_\_\_\_

Car - play - toys share - doll - dinosaur

# HIGH FREQUENCY WORDS





Read



The	and	a	to	in
of	on	is	it	I
at	but	can	up	not
go	as	no	big	we
him	like	if	off	an















# WRITING SECTION





# Let's write



Four horizontal lines for writing: a top black line, a middle red line, a bottom red line, and a baseline black line.



Four horizontal lines for writing: a top black line, a middle red line, a bottom red line, and a baseline black line.



Four horizontal lines for writing: a top black line, a middle red line, a bottom red line, and a baseline black line.



Four horizontal lines for writing: a top black line, a middle red line, a bottom red line, and a baseline black line.



Four horizontal lines for writing: a top black line, a middle red line, a bottom red line, and a baseline black line.



Four horizontal lines for writing: a top black line, a middle red line, a bottom red line, and a baseline black line.



Four horizontal lines for writing: a top black line, a middle red line, a bottom red line, and a baseline black line.



Four horizontal lines for writing: a top black line, a middle red line, a bottom red line, and a baseline black line.



Four horizontal lines for writing: a top black line, a middle red line, a bottom red line, and a baseline black line.

# Let's write



Four horizontal lines for writing: a top black line, a middle red line, a bottom red line, and a baseline black line.



Four horizontal lines for writing: a top black line, a middle red line, a bottom red line, and a baseline black line.



Four horizontal lines for writing: a top black line, a middle red line, a bottom red line, and a baseline black line.



Four horizontal lines for writing: a top black line, a middle red line, a bottom red line, and a baseline black line.



Four horizontal lines for writing: a top black line, a middle red line, a bottom red line, and a baseline black line.



Four horizontal lines for writing: a top black line, a middle red line, a bottom red line, and a baseline black line.



Four horizontal lines for writing: a top black line, a middle red line, a bottom red line, and a baseline black line.



Four horizontal lines for writing: a top black line, a middle red line, a bottom red line, and a baseline black line.



Four horizontal lines for writing: a top black line, a middle red line, a bottom red line, and a baseline black line.

# Let's write



Four horizontal lines for writing: a top black line, a middle red line, a bottom red line, and a baseline black line.



Four horizontal lines for writing: a top black line, a middle red line, a bottom red line, and a baseline black line.



Four horizontal lines for writing: a top black line, a middle red line, a bottom red line, and a baseline black line.



Four horizontal lines for writing: a top black line, a middle red line, a bottom red line, and a baseline black line.



Four horizontal lines for writing: a top black line, a middle red line, a bottom red line, and a baseline black line.



Four horizontal lines for writing: a top black line, a middle red line, a bottom red line, and a baseline black line.



Four horizontal lines for writing: a top black line, a middle red line, a bottom red line, and a baseline black line.



Four horizontal lines for writing: a top black line, a middle red line, a bottom red line, and a baseline black line.



Four horizontal lines for writing: a top black line, a middle red line, a bottom red line, and a baseline black line.

# Let's write



Four horizontal lines for writing: a top black line, a middle red line, a bottom red line, and a baseline black line.



Four horizontal lines for writing: a top black line, a middle red line, a bottom red line, and a baseline black line.



Four horizontal lines for writing: a top black line, a middle red line, a bottom red line, and a baseline black line.



Four horizontal lines for writing: a top black line, a middle red line, a bottom red line, and a baseline black line.



Four horizontal lines for writing: a top black line, a middle red line, a bottom red line, and a baseline black line.



Four horizontal lines for writing: a top black line, a middle red line, a bottom red line, and a baseline black line.



Four horizontal lines for writing: a top black line, a middle red line, a bottom red line, and a baseline black line.



Four horizontal lines for writing: a top black line, a middle red line, a bottom red line, and a baseline black line.



Four horizontal lines for writing: a top black line, a middle red line, a bottom red line, and a baseline black line.

# Let's write



Four horizontal lines for writing: a top black line, a middle red line, a bottom red line, and a baseline black line.



Four horizontal lines for writing: a top black line, a middle red line, a bottom red line, and a baseline black line.



Four horizontal lines for writing: a top black line, a middle red line, a bottom red line, and a baseline black line.



Four horizontal lines for writing: a top black line, a middle red line, a bottom red line, and a baseline black line.



Four horizontal lines for writing: a top black line, a middle red line, a bottom red line, and a baseline black line.



Four horizontal lines for writing: a top black line, a middle red line, a bottom red line, and a baseline black line.



Four horizontal lines for writing: a top black line, a middle red line, a bottom red line, and a baseline black line.



Four horizontal lines for writing: a top black line, a middle red line, a bottom red line, and a baseline black line.



Four horizontal lines for writing: a top black line, a middle red line, a bottom red line, and a baseline black line.

# Let's write



Four horizontal lines for writing: a top black line, a middle red line, a bottom red line, and a baseline black line.



Four horizontal lines for writing: a top black line, a middle red line, a bottom red line, and a baseline black line.



Four horizontal lines for writing: a top black line, a middle red line, a bottom red line, and a baseline black line.



Four horizontal lines for writing: a top black line, a middle red line, a bottom red line, and a baseline black line.



Four horizontal lines for writing: a top black line, a middle red line, a bottom red line, and a baseline black line.



Four horizontal lines for writing: a top black line, a middle red line, a bottom red line, and a baseline black line.



Four horizontal lines for writing: a top black line, a middle red line, a bottom red line, and a baseline black line.



Four horizontal lines for writing: a top black line, a middle red line, a bottom red line, and a baseline black line.



Four horizontal lines for writing: a top black line, a middle red line, a bottom red line, and a baseline black line.

# Let's write



Four horizontal lines for writing: a top black line, a middle red line, a bottom red line, and a baseline black line.



Four horizontal lines for writing: a top black line, a middle red line, a bottom red line, and a baseline black line.



Four horizontal lines for writing: a top black line, a middle red line, a bottom red line, and a baseline black line.



Four horizontal lines for writing: a top black line, a middle red line, a bottom red line, and a baseline black line.



Four horizontal lines for writing: a top black line, a middle red line, a bottom red line, and a baseline black line.



Four horizontal lines for writing: a top black line, a middle red line, a bottom red line, and a baseline black line.



Four horizontal lines for writing: a top black line, a middle red line, a bottom red line, and a baseline black line.



Four horizontal lines for writing: a top black line, a middle red line, a bottom red line, and a baseline black line.



Four horizontal lines for writing: a top black line, a middle red line, a bottom red line, and a baseline black line.



# Let's write



Four horizontal lines for writing: a top black line, a middle red line, a bottom red line, and a baseline black line.



Four horizontal lines for writing: a top black line, a middle red line, a bottom red line, and a baseline black line.



Four horizontal lines for writing: a top black line, a middle red line, a bottom red line, and a baseline black line.



Four horizontal lines for writing: a top black line, a middle red line, a bottom red line, and a baseline black line.



Four horizontal lines for writing: a top black line, a middle red line, a bottom red line, and a baseline black line.



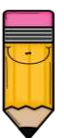
Four horizontal lines for writing: a top black line, a middle red line, a bottom red line, and a baseline black line.



Four horizontal lines for writing: a top black line, a middle red line, a bottom red line, and a baseline black line.



Four horizontal lines for writing: a top black line, a middle red line, a bottom red line, and a baseline black line.



Four horizontal lines for writing: a top black line, a middle red line, a bottom red line, and a baseline black line.

# Let's write



Four horizontal lines for writing: a top black line, a middle red line, a bottom red line, and a baseline black line.



Four horizontal lines for writing: a top black line, a middle red line, a bottom red line, and a baseline black line.



Four horizontal lines for writing: a top black line, a middle red line, a bottom red line, and a baseline black line.



Four horizontal lines for writing: a top black line, a middle red line, a bottom red line, and a baseline black line.



Four horizontal lines for writing: a top black line, a middle red line, a bottom red line, and a baseline black line.



Four horizontal lines for writing: a top black line, a middle red line, a bottom red line, and a baseline black line.



Four horizontal lines for writing: a top black line, a middle red line, a bottom red line, and a baseline black line.



Four horizontal lines for writing: a top black line, a middle red line, a bottom red line, and a baseline black line.



Four horizontal lines for writing: a top black line, a middle red line, a bottom red line, and a baseline black line.

# Let's write



Four horizontal lines for writing: a top black line, a middle red line, a bottom red line, and a baseline black line.



Four horizontal lines for writing: a top black line, a middle red line, a bottom red line, and a baseline black line.



Four horizontal lines for writing: a top black line, a middle red line, a bottom red line, and a baseline black line.



Four horizontal lines for writing: a top black line, a middle red line, a bottom red line, and a baseline black line.



Four horizontal lines for writing: a top black line, a middle red line, a bottom red line, and a baseline black line.



Four horizontal lines for writing: a top black line, a middle red line, a bottom red line, and a baseline black line.



Four horizontal lines for writing: a top black line, a middle red line, a bottom red line, and a baseline black line.



Four horizontal lines for writing: a top black line, a middle red line, a bottom red line, and a baseline black line.



Four horizontal lines for writing: a top black line, a middle red line, a bottom red line, and a baseline black line.

# Let's write



Four horizontal lines for writing: a top black line, a middle red line, a bottom red line, and a baseline black line.



Four horizontal lines for writing: a top black line, a middle red line, a bottom red line, and a baseline black line.



Four horizontal lines for writing: a top black line, a middle red line, a bottom red line, and a baseline black line.



Four horizontal lines for writing: a top black line, a middle red line, a bottom red line, and a baseline black line.



Four horizontal lines for writing: a top black line, a middle red line, a bottom red line, and a baseline black line.



Four horizontal lines for writing: a top black line, a middle red line, a bottom red line, and a baseline black line.



Four horizontal lines for writing: a top black line, a middle red line, a bottom red line, and a baseline black line.



Four horizontal lines for writing: a top black line, a middle red line, a bottom red line, and a baseline black line.



Four horizontal lines for writing: a top black line, a middle red line, a bottom red line, and a baseline black line.