

شكراً لتحميلك هذا الملف من موقع المناهج الإماراتية



## مراجعة الوحدة الثانية Time Family 2 Unit

[موقع المناهج](#) ← [المناهج الإماراتية](#) ← [الصف الثاني](#) ← [لغة انجليزية](#) ← [الفصل الأول](#) ← [الملف](#)

تاريخ نشر الملف على موقع المناهج: 11:35:06 2023-10-24

## التواصل الاجتماعي بحسب الصف الثاني



## روابط مواد الصف الثاني على تلغرام

[الرياضيات](#)

[اللغة الانجليزية](#)

[اللغة العربية](#)

[التربية الاسلامية](#)

## المزيد من الملفات بحسب الصف الثاني والمادة لغة انجليزية في الفصل الأول

[مراجعة الوحدة الأولى unit1 Revision](#)

1

[الاختبار التكويني الأول للوحدة الأولى](#)

2

[الاختبار التكويني الأول للوحدة الأولى](#)

3

[أوراق عمل مراجعة قبل الامتحان الوحدة الأولى](#)

4

[بوربوينت الدرس الأول 3 Page Greeting](#)

5

grade two

Unit 2

# Family Time

My name is .....



# Family time

## Lesson 1 : Think about it




Is your family big or small?

My family is small.

1. Look, read and match:

mother	father	sister	brother
--------	--------	--------	---------



2. Is your family big or small?

- My family is \_\_\_\_\_  
\_\_\_\_\_  
\_\_\_\_\_  
\_\_\_\_\_

## Lesson 2 : New words



Do you play games with your family?

Yes, I do.


### 1. Look, read and match:

read books

watch TV

play games

fly kites



### 2. Ask and answer questions about your family.

- Do you read books with your family?

---

---

---

- Do you watch TV with your family?

---

---

---

Yes, I do.

No, I don't.

# Family time

## Lesson 3 : Find out more




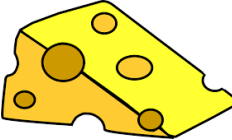



What do you eat for breakfast?

I eat labneh.

1. Look, read and write:

yoghurt - eggs - olives - bread - cheese

2. What do you eat for breakfast?

---

---

---

3. What does your brother eat for breakfast?

---

---

---

4. What does your sister eat for breakfast?

---

---

---



Lesson 4 : Time to practice

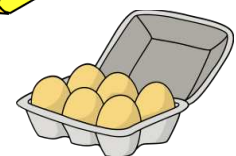
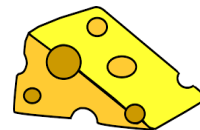


My favorite food is



1. Complete the missing letters then match:

n _ _ dl _ s
yog _ _ rt
_ read
ch _ _ se
ol _ _ es
eg _ _
l _ _ neh
bla _ _ _ t






Draw your own fruit salad and write

your name



1. Make your own fruit salad recipe:



2. Which fruits did you add?

\_\_\_\_\_

\_\_\_\_\_

\_\_\_\_\_

\_\_\_\_\_

\_\_\_\_\_

\_\_\_\_\_

\_\_\_\_\_

\_\_\_\_\_

\_\_\_\_\_

\_\_\_\_\_

\_\_\_\_\_

\_\_\_\_\_

# Family time

## Lesson 6 : Letters and sounds







words that have the same or similar ending sound are called

rhyming words

1. Read and match to rhymes words:

sat	lap	sand	fun
-----	-----	------	-----

sun 	hat 	map 	hand 
--	--	--	---

2. Find two words that rhyme with **nap**.

\_\_\_\_\_

\_\_\_\_\_

\_\_\_\_\_



3. Can you think about two rhyming words?

\_\_\_\_\_

\_\_\_\_\_

\_\_\_\_\_





# Family time


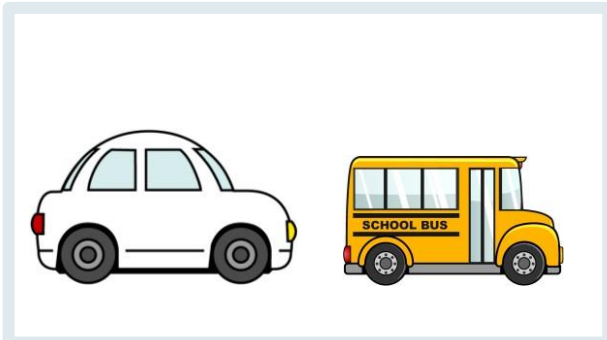
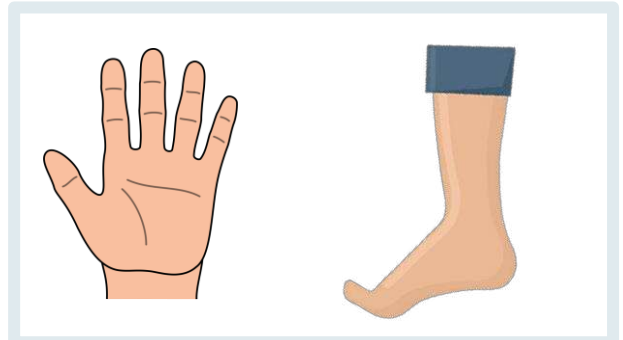
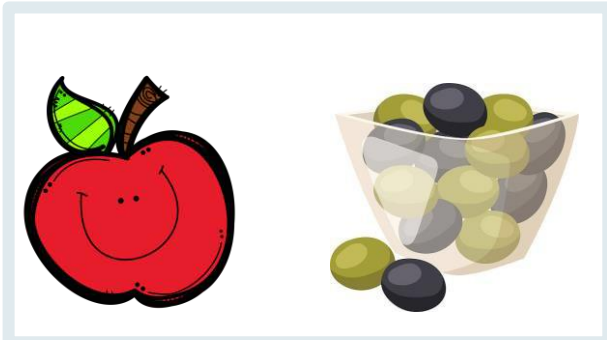
## Lesson 7: Read and listen



The cat is back

short **a**

1. Circle the words that have the short **a** sound:






We use **are** for 2 or more

We use **is**  
for only one

1. Look at the picture and answer:



• How many tables are there?

There are \_\_\_\_\_

• How many whiteboards are there?

# Lesson 9 : Speaking



We use **are** for 2 or more

We use **is** for only one

## 1. How many are there?

crayon	
ruler	
book	
pen	
pencil	



• There \_\_\_\_\_

• There \_\_\_\_\_

• There \_\_\_\_\_

• There \_\_\_\_\_

• There \_\_\_\_\_

# Family time


## Lesson 10 : Say the chant



Ten and ten is

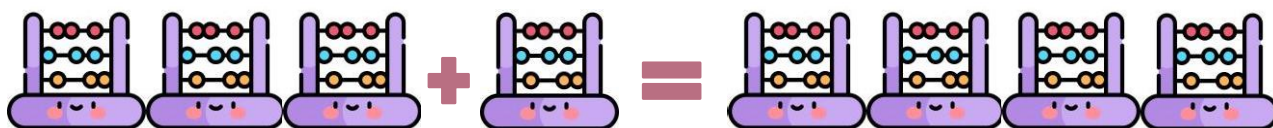
twenty

1. Write the missing numbers and words:



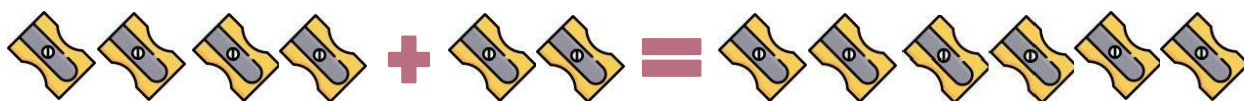
$2 + 1 = 3$

Two and one is .



$3 + 1 =$

Three and .




$4 + =$

Four and .



In a family there are grown-ups and children

1. Look at the picture and answer:



• How many people can you see in the picture?

---

---

---

• Who can you see in the picture? Write the family members.

---

---

---

---

---

• This family is

---

---

---

# Lesson 12 : Read



## Children and grown-up work

1. Look at the picture and complete the sentences:

lays

works

cooks

tidies



My mom \_\_\_\_\_ the dinner.



My brother \_\_\_\_\_ the table.



My sister \_\_\_\_\_ her room.



My dad \_\_\_\_\_ on the computer.

# Lesson 13 : Think about it



Families have fun together

## 1. Read and write under the correct picture:

We play together.

We watch TV together.

We cook together.

We read together.



## 2. How do you have fun with your family?

\_\_\_\_\_

\_\_\_\_\_

\_\_\_\_\_

\_\_\_\_\_



# Family time


## Lesson 14 : Find out more



People in a family  
help each

other

1. This boy is helping his sister. Can you guess what the girl says.



2. Do you help your mother?

\_\_\_\_\_

\_\_\_\_\_

\_\_\_\_\_

Yes, I do.

No, I don't.

3. How do you help your family?

\_\_\_\_\_

\_\_\_\_\_

\_\_\_\_\_