

تم تحميل هذا الملف من موقع المناهج الإماراتية



*للحصول على أوراق عمل لجميع الصفوف وجميع المواد اضغط هنا

<https://almanahj.com/ae>

* للحصول على أوراق عمل لجميع مواد الصف الثاني اضغط هنا

<https://almanahj.com/ae/2>

* للحصول على أوراق الصف الثاني في مادة لغة انجليزية ولجميع الفصول, اضغط هنا

<https://almanahj.com/ae/2english>

* للحصول على أوراق عمل لجميع مواد الصف الثاني في مادة لغة انجليزية الخاصة بـ الفصل الأول اضغط هنا

<https://almanahj.com/ae/2english1>

* لتحميل كتب جميع المواد في جميع الفصول للـ الصف الثاني اضغط هنا

<https://almanahj.com/ae/grade2>

للتحدث إلى بوت المناهج على تلغرام: اضغط هنا

https://t.me/almanahj_bot



Unit 3+ unit 4

Grade 2

fun, games and making things
homework booklet



My name

Grade 2 \.....



Teacher: Fatima Ali AlKhawwar.

--



بطلي الصغير اجمع 8 نقاط حتى تحصل على هدية



أعزائي:

ان منهج الصف الثاني يعد نقلة نوعية كبيرة للطالب حيث يتم التركيز بطريقة كبيرة على :

التحدث: الاجابة يجب ان تكون بجمل كاملة لا تقبل الاجابات التي تتكون من كلمة واحدة.

الكتابة: الاسم الثنائي ضروري للغاية , في حال عدم كتابة الطالب لاسمه الثنائي سيتم انقاصه نصف درجة من درجة الامتحان.

في هذه السنة الدراسية التركيز على كتابة الجمل .

ترتيب الجمل ترتيبا صحيحا.

حفظ جمل الاملاء.

القراءة: القراءة مهمة جدا و للأسف بعض الطلاب يفتقدون هذه مهاره بسبب تساهلهم مع منهج الصف الأول . نظرا لضيق الوقت و كثرة الدروس ارجوا من اولياء الامور متابعة الطالب في القراءة(في الحصة الاثرائية سأقوم بمتابعة فقرات القراءة . و التي ستكون مرة في الاسبوع. ارجوا قراءة الكلمات يوميا مع الجمل و الفقرات ز

القواعد: سيكون هناك الكثير من التدريبات على قواعد اللغة , فأرجوا المتابعة بشكل جدي , سيتم عمل امتحان قواعد بعد الانتهاء من دراسة الوحدة .

تمنياتي بالنجاح و التوفيق للجميع .

معلمة المادة : فاطمة الخوارز

للتواصل على الواتس اب:

عزيزتي و لية أمر الطالب , بين يديكم مذكرة واجبات الوحدة الثالثة و الرابعة ستم دمجها نظرا لضيق الوقت اللازم للانتهاء منهما.
لقد قررت عمل المذكرات كبديل للدقتر من عده نواحي هي :

✓ تقليل ضياع الواجبات .

✓ المحافظة على وقت الحصة و عدم ضياعه في توزيع اوراق الواجب.

✓ سهولة شرح المادة العلمية للطالب .

ارجوا اتباع الخطوات التالية للمحافظة على المذكرة:
وضع طابع باسم الطالب كاملا ليسهل على المعلمة التعرف على صاحبها.
تغليف المذكرة للمحافظة على اوراقها(درجتين)

في حال عدم تصحيح المذكرة ارجوا الصاق ملاحظة ورقية عليها لتنبهني [^] [^]

Unit 3: fun and games




يرمي	يلتقط	يدحرج	يضرب	يركل
throw	catch	roll	hit	kick
ترتد	مضرب	صندوق	كره	علامات اليد
bounce	bat	box	ball	Hand sign
rock	scissors	paper	water	bird
صخر	مقص	ورقة	ماء	طائر

Unit 3: fun and games






















كوب	حشرة	يركض	كلب	طنين النحل
cup	bug	run	puppy	buzz
نحلة	يجلس	سجادة	وحل	علق
bee	sit	rug	mud	stuck
truck	flag	hat	sun	sad
شاحنة	علم	قبعة	شمس	حزين



duck

lesson
6

				
إصبع	ذراع	رجل	أصابع القدم	ركبة
finger	arm	leg	toes	knee
				
أذن	أنف	قدم	شعر	عيون
ear	nose	foot	hair	eyes
				
mouth	shoulders	left	right	pull
فم	كتف	يسار	يمين	يسحب
				
سقف	أرضية	يشير إلى	يلمس	يهز
ceiling	floor	Point to	touch	shake



IN

ON

UNDER

NEXT TO

Dictation words

I can kick a ball	ceiling floor	The cook is wearing a hat.
I can catch and throw	window door	superhero
I can run.	rabbit duck lion	Pilot Pilot hat
I can jump	a Funny clown	I am a pilot. I am wearing a pilot hat
I have a truck	a Silver ring	red green blue
On under next to	dress hat jacket	yellow pink black
head arm foot	Trousers and shoes	Purple white brown
Leg nose ear	The princess	I live in the UAE

جمل الاملاء ارجوا التدريب عليها يوميا قراءة و كتابة غيبا.

Lessons 1+2 +3:

❖ Read and write:

Bounce - kick - hit -
throw catch - roll





❖ Write three sentences about your self.

What is your name? how old are you?

What is your favorite color?



Hello, I am Reem
I can throw a ball.
I love playing with ball

Hello, I am _____

I like play with the _____

Yes, I can no, I can't

Can you catch the ball?



Can you roll the ball?



Read the passage and answer:

Ali and Amar are friends. They play together. They play soccer. Ali kicks the ball and Amar catch the ball. Ali kick the ball with his foot. Amar catch the ball with his hands.



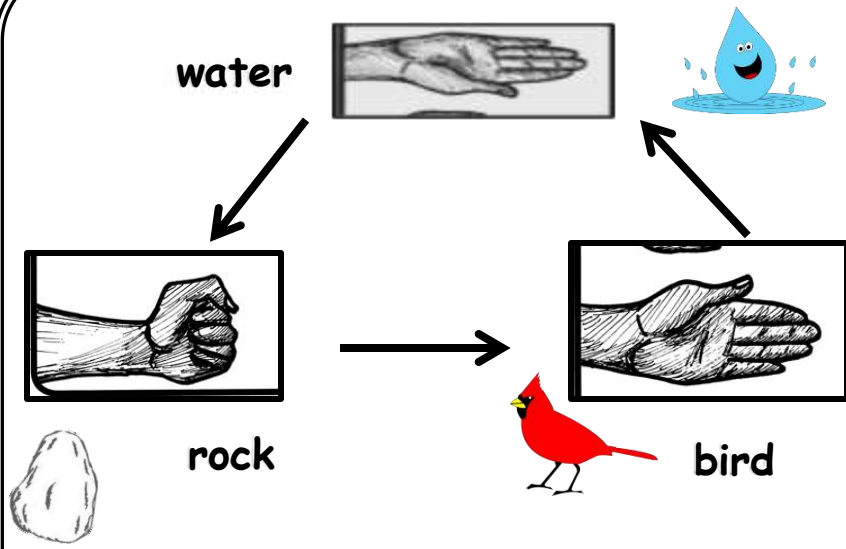
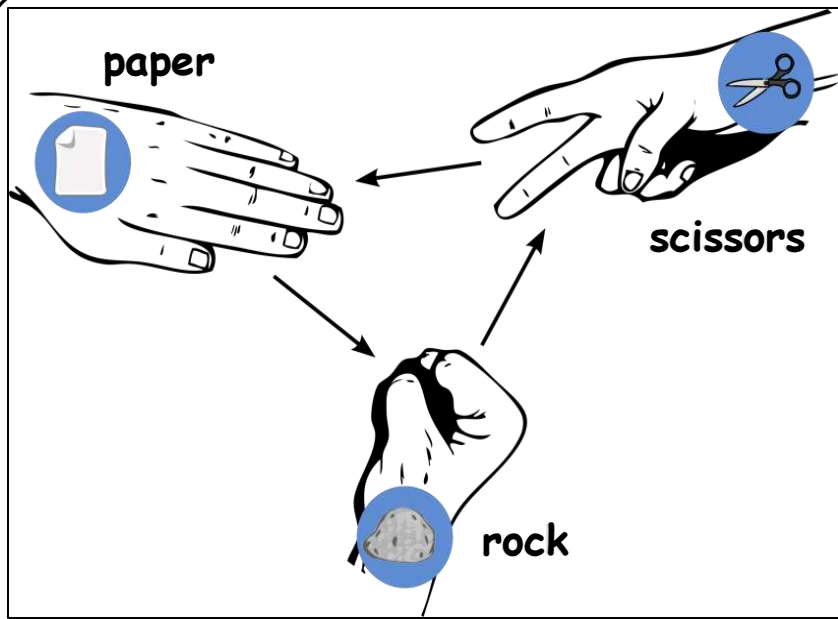
Complete the sentence:

- 1) Ali and Amar are
- 2) They play
- 3) Alithe ball.
- 4) Amarthe ball



Circle the correct answer:

- 1) Ali and Amar are
a) Brothers. b) sisters. c) friends.
- 2) Ali kick the ball with his.....
a) Hands . b) foot. c) head.
- 3) Ali and Amar play.....
a) tennis . b) golf. c) soccer.
- 4) Amar catch the.....
a) ball . b) bird. c) ballon.



let's read

 Scissors can cut paper. 

 Paper can cover a rock. 

 A rock can break scissors. 



let's read

 A bird can drink water. 

 Water can cover a rock. 

 A rock can hit a bird. 

☺ Yes, I can ☹ no, I can't



☹ Can you hit the ball?

☺ Can you bounce the ball?



☹ Can you kick the ball?



❖ Read and write:

Bounce - kick - hit -
throw catch - roll





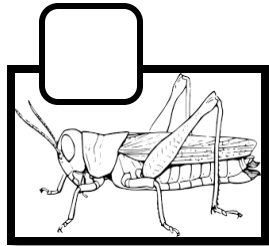



❖ Use there is or there are:

- 1)five kids.
- 2)one table.
- 3)three boys.
- 4)a chair.
- 5)an apple.
- 6)six birds.

Lesson 7:

❖ Read and match the picture with the number

- 1) I can run like a puppy.
- 2) I can jump like a bug.
- 3) I can buzz like a bee.
- 4) I sit on a rug.



Read: يجب ان يتمكن الطالب من قراءة الكلمات و التعرف على صورها

bug	truck	sun	flag	hat	cut
sad	cup	clap	cat	up	duck
rug	dad	bag	run	map	nut


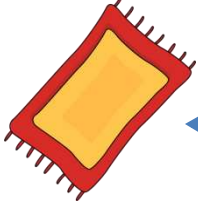
- ❖ Chose 6 words, look for their picture, past the pictures in this page.

Write the beginning of the word and notice how they are similar



un

un



ug

ug



uck

uck



uck

Match then write the word

cup



puppy



bee



mud



hat



sad

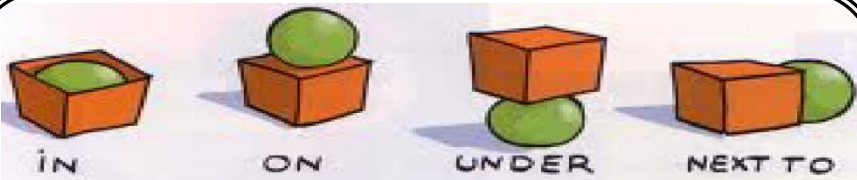


flag




sit





Draw the ball and the box according to the position.

The ball in the box.



The ball under the box.



The ball on the box.



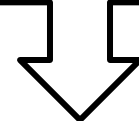
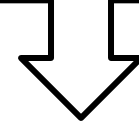
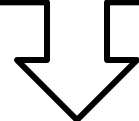
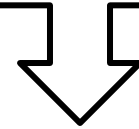
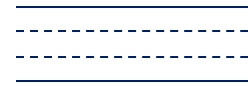
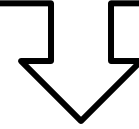

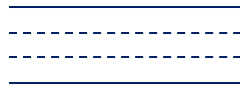
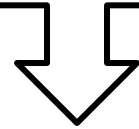
The ball next to the box.




Lesson 9+10 :

Write the name of the games:


Bounce - throw - hit - roll
catch - hit - kick




❖ Look at the picture, Read. Circle yes or No.



The man sit under the tree. (Yes – No)




The cat is under the chair. (Yes – No)



The cat is under the table. (Yes – No)



The boy sit on the chair. (Yes – No)



The cat sleep on the books. (Yes – No)

Read then color:

- Red octopus.
- Green turtle.
- Blue whale.
- Yellow fish.



✂ Tick the correct answer:

- next to
- on
- under



- next to
- on
- under



- next to
- on
- under



✂ Read and color:




A green apple

Purple grapes

A yellow bananas

A red pear

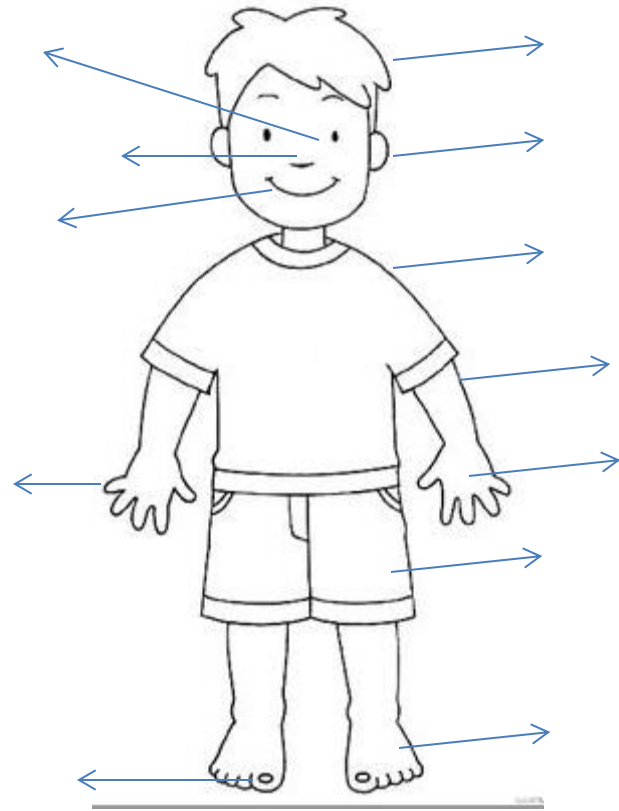
An orange orange



➤ What is your favorite color?


Lessons 9+10+12

Write the body parts.




head	foot
ear	eye
shoulder	nose
arm	mouth
hand	finger
leg	toe

❖ تسميع شفهي من 5 درجات لأعضاء الجسم بعد الانتهاء من الدرس



~~Read~~ Read. Color and answer:



Reading Comprehension

Bobo is a clown. He has an orange hair. His yellow ears are big. He has 2 small eyes. His nose is red. He is a funny clown.

❖ Tick (✓) or (✗):

- 1) He has brown hair. ()
- 2) He has 2 small eyes. ()
- 3) His nose is red. ()

❖ The clown name is _____

Lola is a clown. She has a black hair. Her ears are green. She has 2 blue eyes. Her small nose is red. She has a big pink mouth. She is a happy clown.


❖ Tick (✓) or (✗):

- 1) Lola is a teacher. ()
- 2) She has a black hair. ()
- 3) Her ears are green. ()

❖ Lola is a _____ clown.

Read the passage and answer:

Mahra and Reem are sisters. They play together. They play tennis. Reem bounces the ball on the bat. Mahra hits the ball with her bat. The sisters love tennis.



Complete the sentence:

- 1) Mahra and Reem are
- 2) They play
- 3) Reemthe ball.
- 4) Mahrathe ball

Circle the correct answer:

- 1) Reem and Mahra are
a) Brothers. b) sisters. c) friends

- 2) Reem bounce the ball with her.....

- a) Hands . b) bat. c) head.

- 3) Reem and Mahra play.....

- a) tennis . b) golf. c) soccer.

- 4) Mahra hits the.....

- a) ball . b) bird. c) ballon.

❖ Read and answer:



My name is Jack. I am 8 years old . My favorite color is blue. My favorite sport is basketball. I like to bounce the ball and throw it in the net. I am the best player in the team.



What is his name?

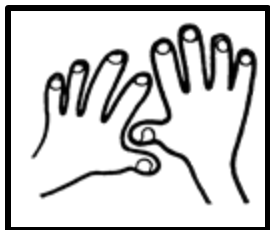

How old is he?

What is his favorite color?

What is his favorite sport?

❖ Write the body parts:

Nose - ear - mouth - toes - hands - eye



✂ **Color your answer or write it:**

1. Can you catch a small ball?

Yes, I can.

No, I can't.

2. Can you bounce a ball 5 times?

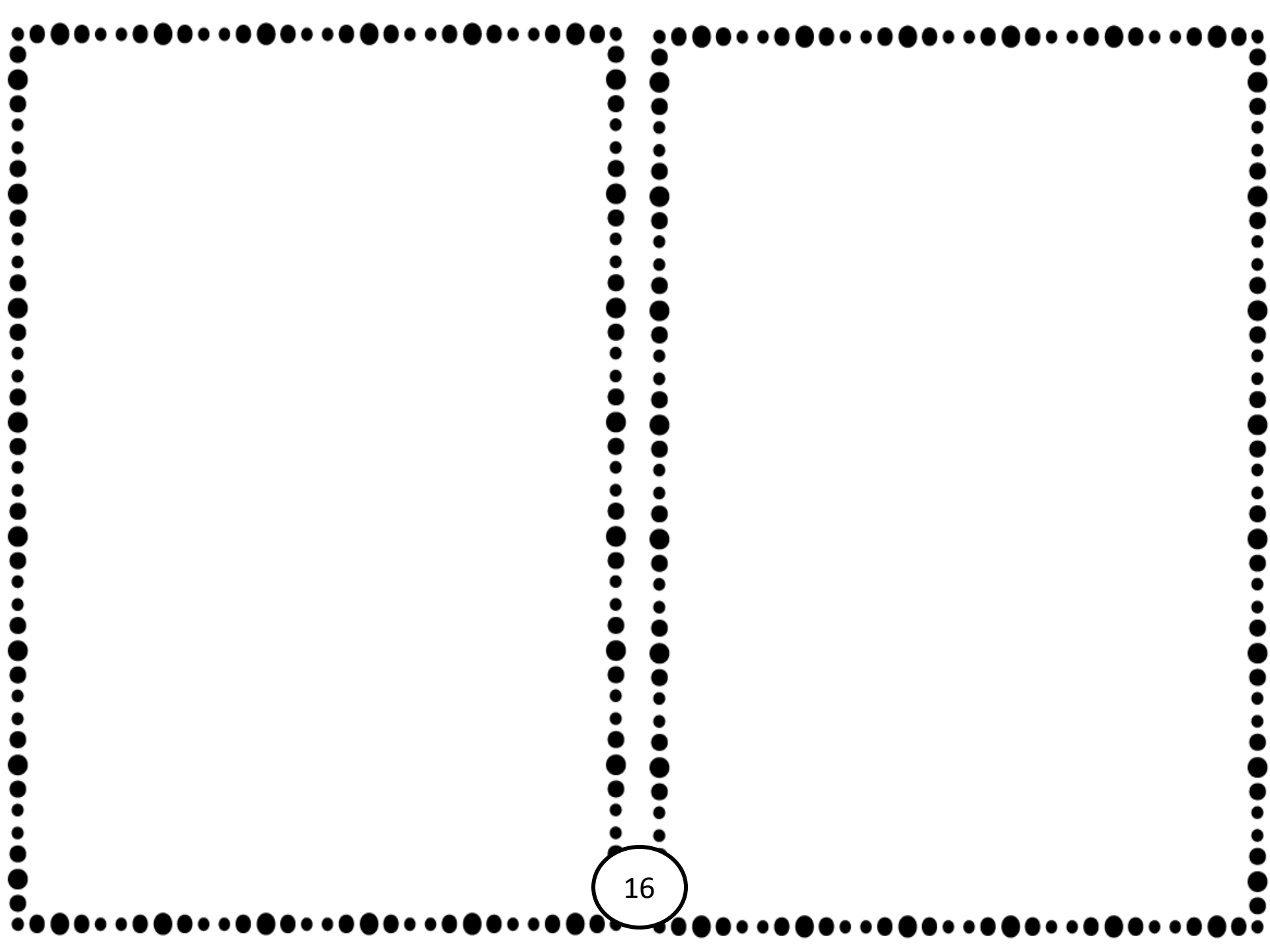
Yes, I can.

No, I can't.

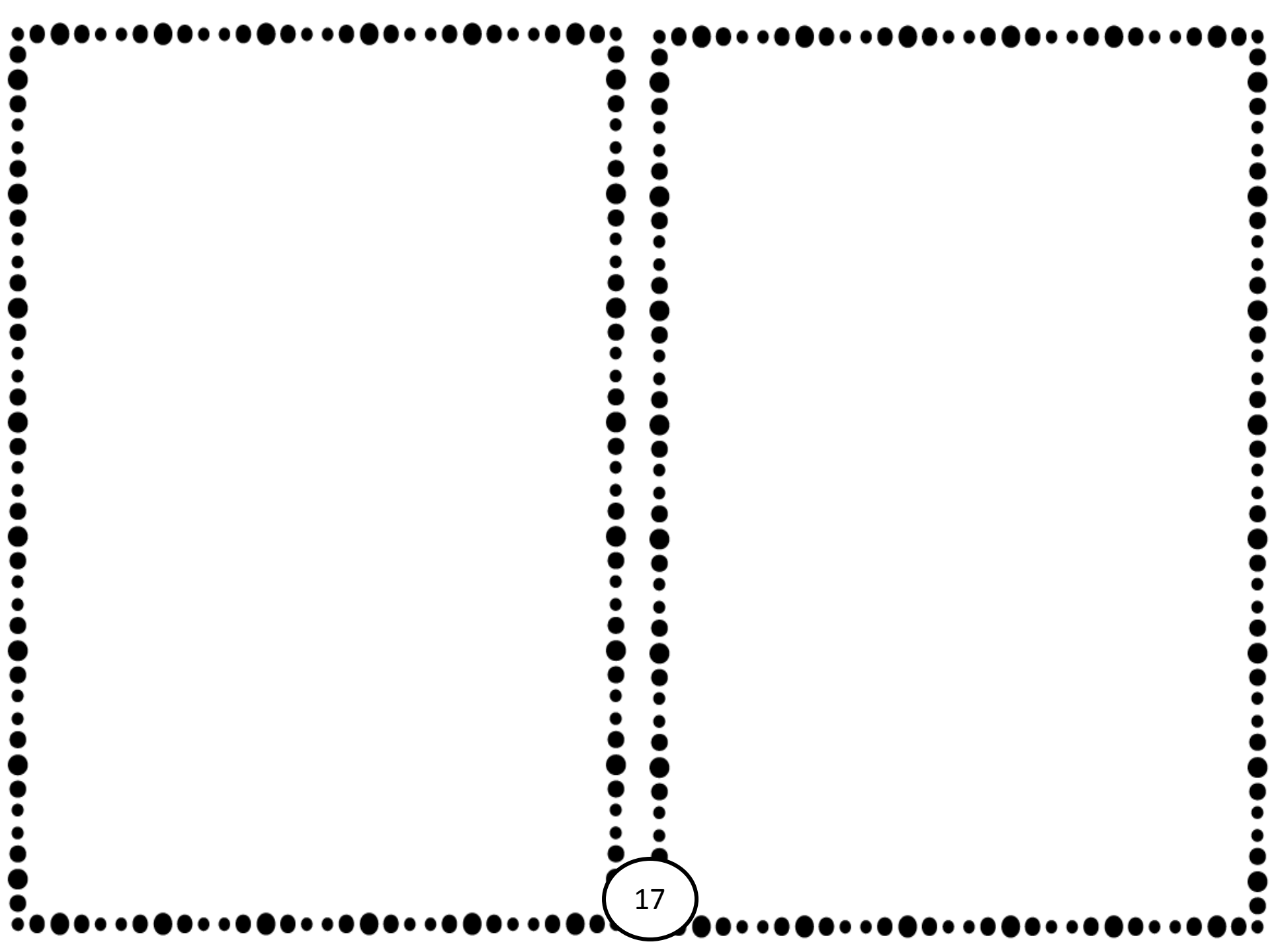
3. Can you roll a ball?

4. Can you hit a ball with a bat?

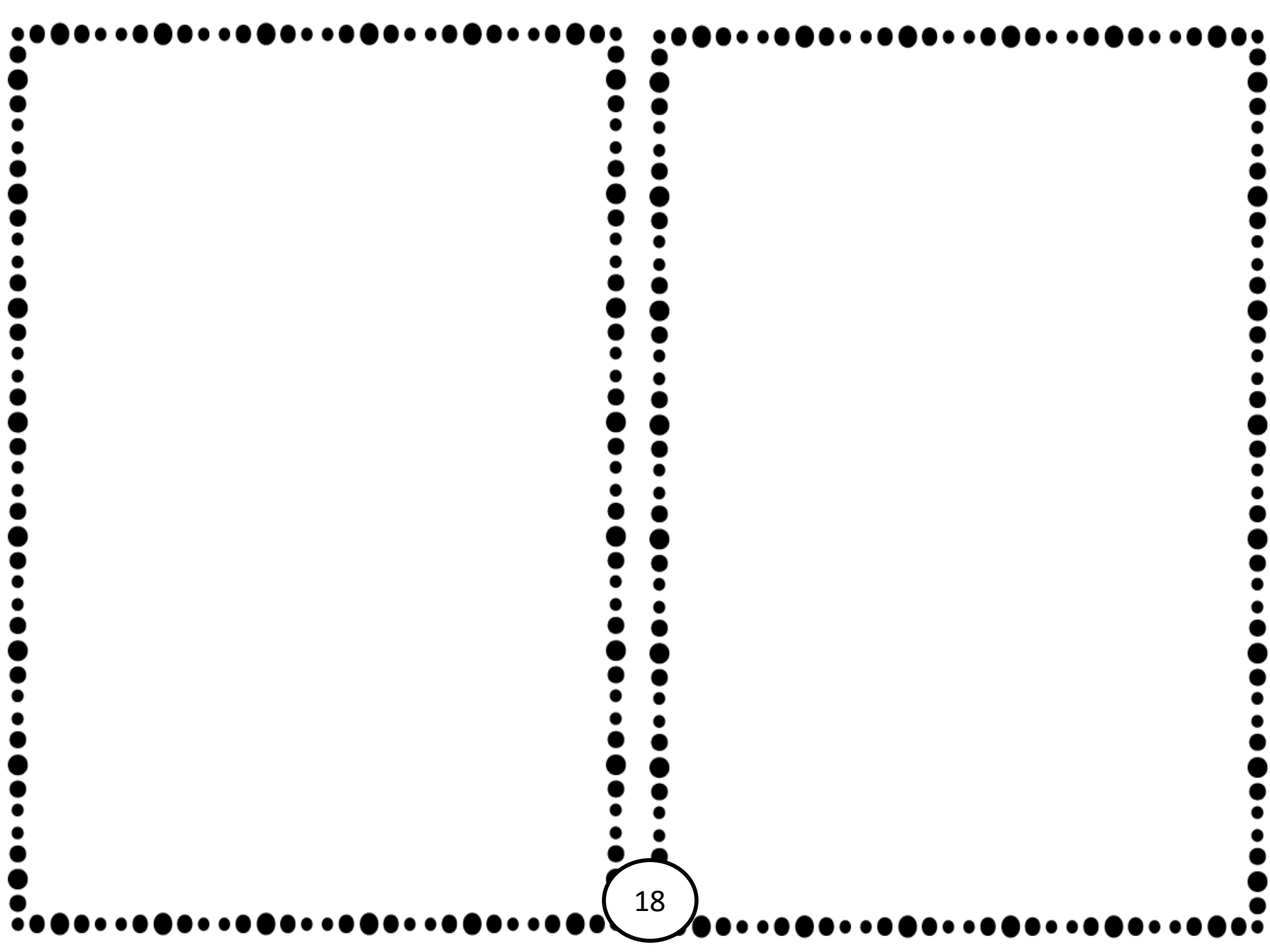




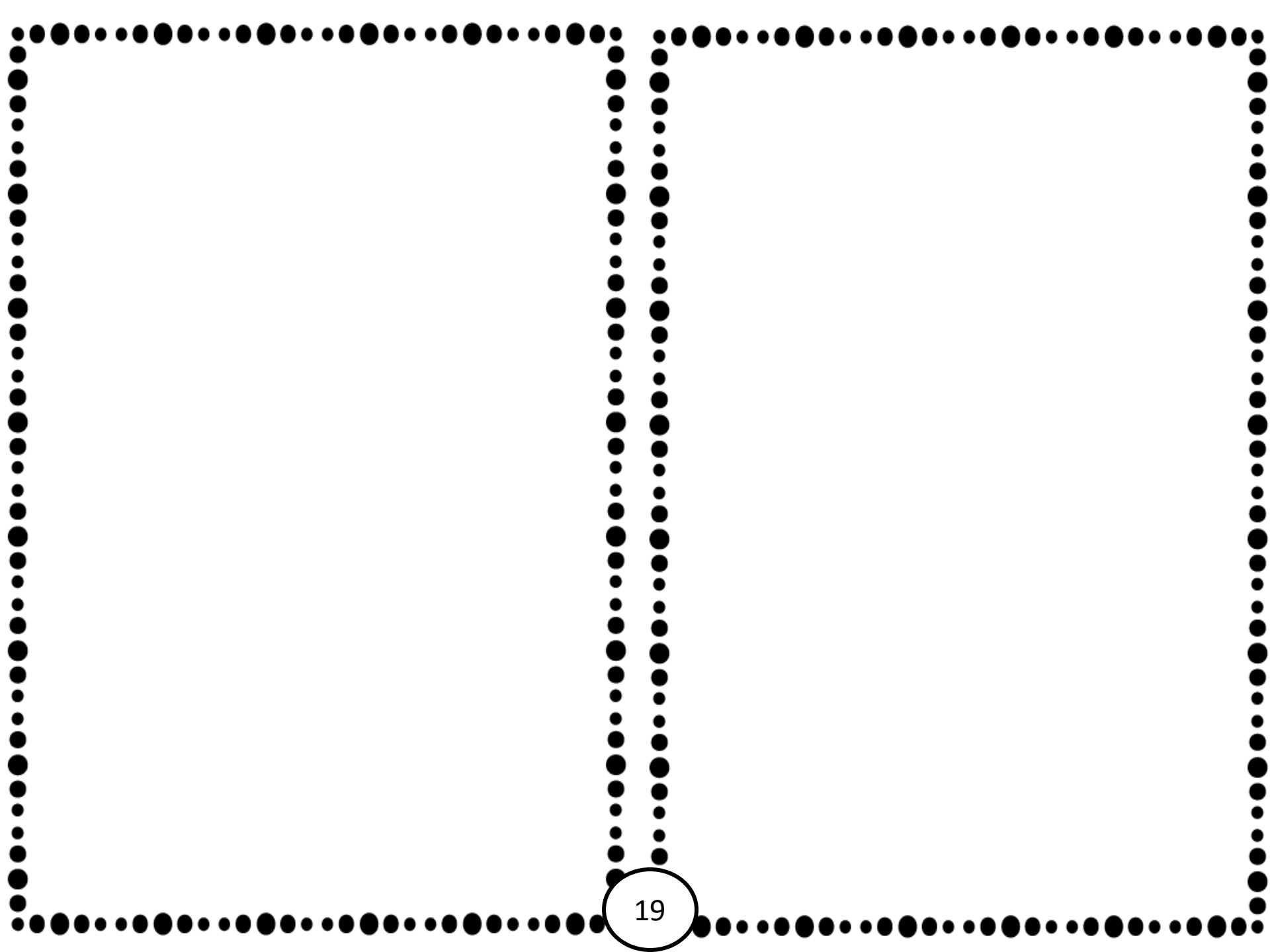
16

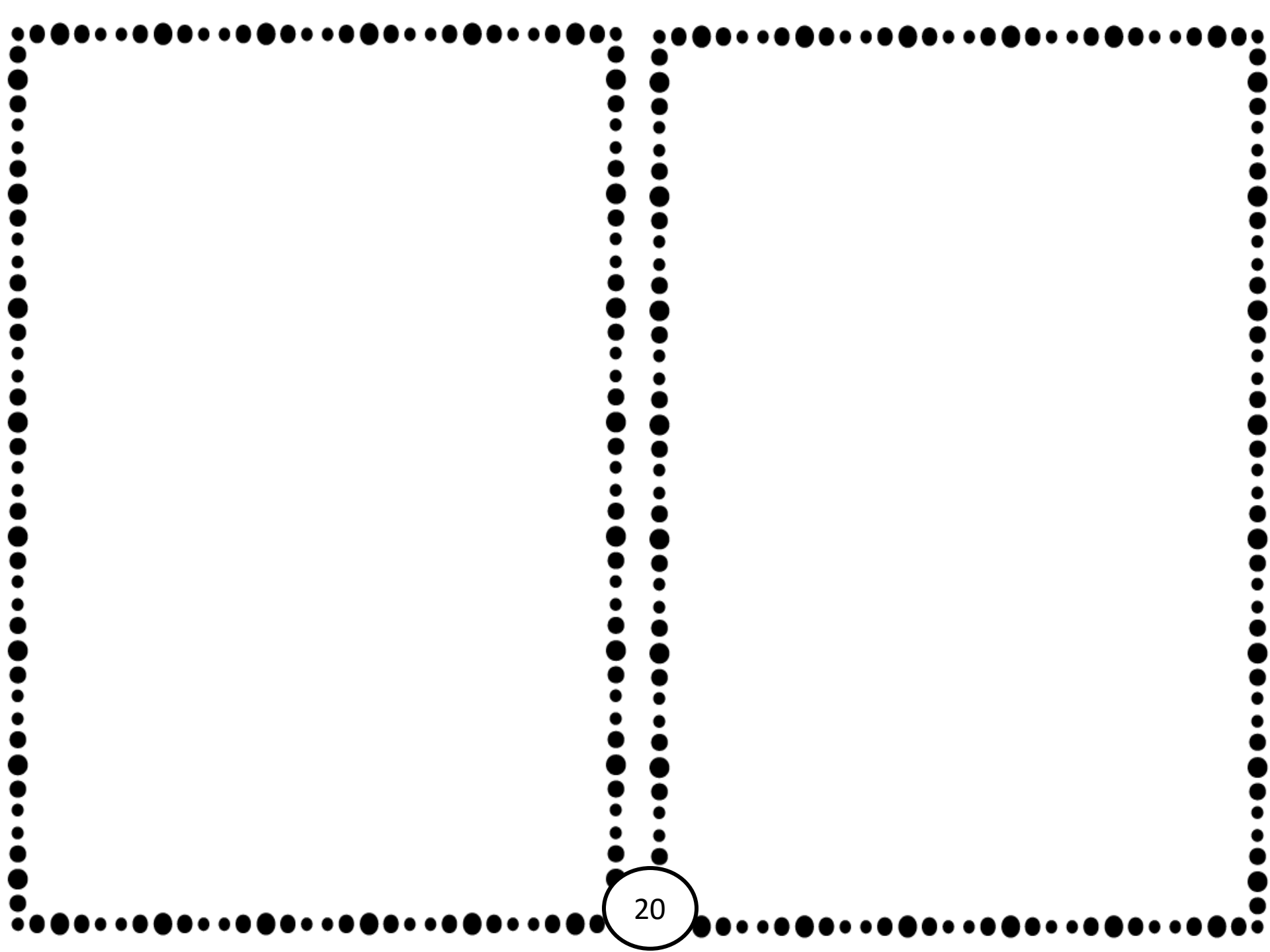


17



18





20



Unit four















Making things







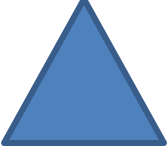


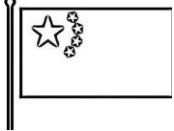
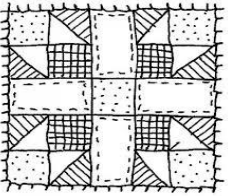


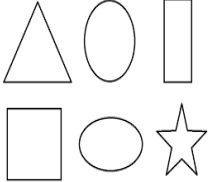


Word list lessons 1 and 2

					
Clown مهرج	King ملك	Cook طباخ	Superhero بطل خارق	Princess أميرة	Pilot طيار
					
Dress فستان	Skirt تنورة	Shirt قميص	Glasses نظارة	Trousers بنطلون	Ring خاتم






Word list lessons 3 and 4

					
Rectangle مستطيل	Square مربع	Triangle مثلث	Circle دائرة	USA أمريكا	China الصين
					
Quilt بطانية	Blanket بطانية	Picture صورة	Shapes أشكال	Paper ورقة	Cut يقطع





Word list lessons 6 and 7

painting	mural	UAE	gold	silver	Tower	City	bridge
							
لوحة	لوحة جدارية	الامارات	ذهب اذهبي	فضة افضي	برج	مدينة	جسر
London	falling	Fair lady	flag	sky	Buildings	build	
مدينة لندن	يسقط	سيدة/سيدتي	علم	السماء	مباني	يبني	



Lesson 1:

✂ Read and match:



superhero	king	pilot	cook	ring	clown
-----------	------	-------	------	------	-------


✂ Fill in with the missing letter :




__rincess



Kin__



Clo__n



__a__

Lesson 2:

❖ Look at the picture, read, write Yes or No

❖ The clown is wearing a glasses.



❖ The superhero is wearing a crown.



❖ The cook is wearing a hat.



❖ The princess is wearing a dress.

❖ Read and color.

- The superhero is wearing a blue mask.
- The princess is wearing a green dress.
- The cook is wearing a red hat.
- The clown is wearing orange and purple clothes, his nose is red.

Where is the mouse?

 Tick the correct answer:

- king
- superhero
- pilot



- hat
- dress
- trousers



- skirt
- dress
- hat



- glasses
- hat
- ring



- jacket
- glasses
- shoes



- ring
- skirt
- jacket



Color the clown


Red nose
Orange hair
Blue hat









Lesson 3:




I'm a
I'm wearing a



He is a
..... wearing a




I'm a
I'm wearing a



He is a
..... wearing a



I'm a
I'm wearing a



she is a
..... wearing a

❖ Read draw and write

Draw a picture of you in your party clothes

Hello, my name is.....

Today I'm going to a party
with my friends.

I'm going to be a

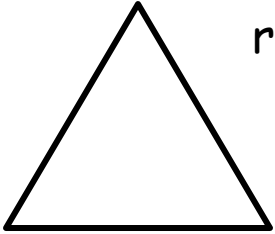
Thewears


.....and.....



Lesson 4+5+7

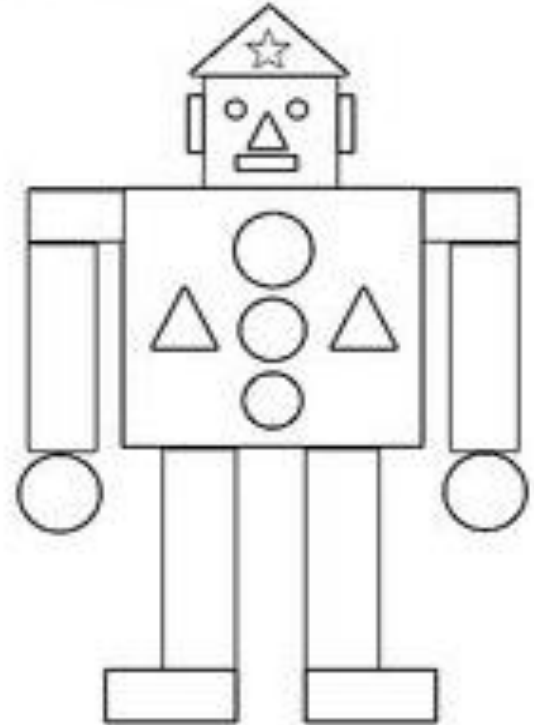
❖ Read and write:
rectangle square triangle







Count the shapes on the robot



- How many squares are there?.....
- How many triangles are there?.....
- How many rectangles are there?.....
- How many circles are there?.....

Lets make a paper quilt .look at page 75 in learners book.

Lets make a collage . Look at page 77 in learners book

Lesson 6:



__ilot.



__low__.



s__irt.



Kin__.



r__ing.



__acket.




T__ousers.




__ __ __.



__ __ irt.



❖ Read and match



triangle

rectangle

square

circle

➤ Color the big

triangle red.

➤ Color the circles



yellow.

➤ Color the square

blue.

➤ Color the rectangle

brown.



tall
big
city

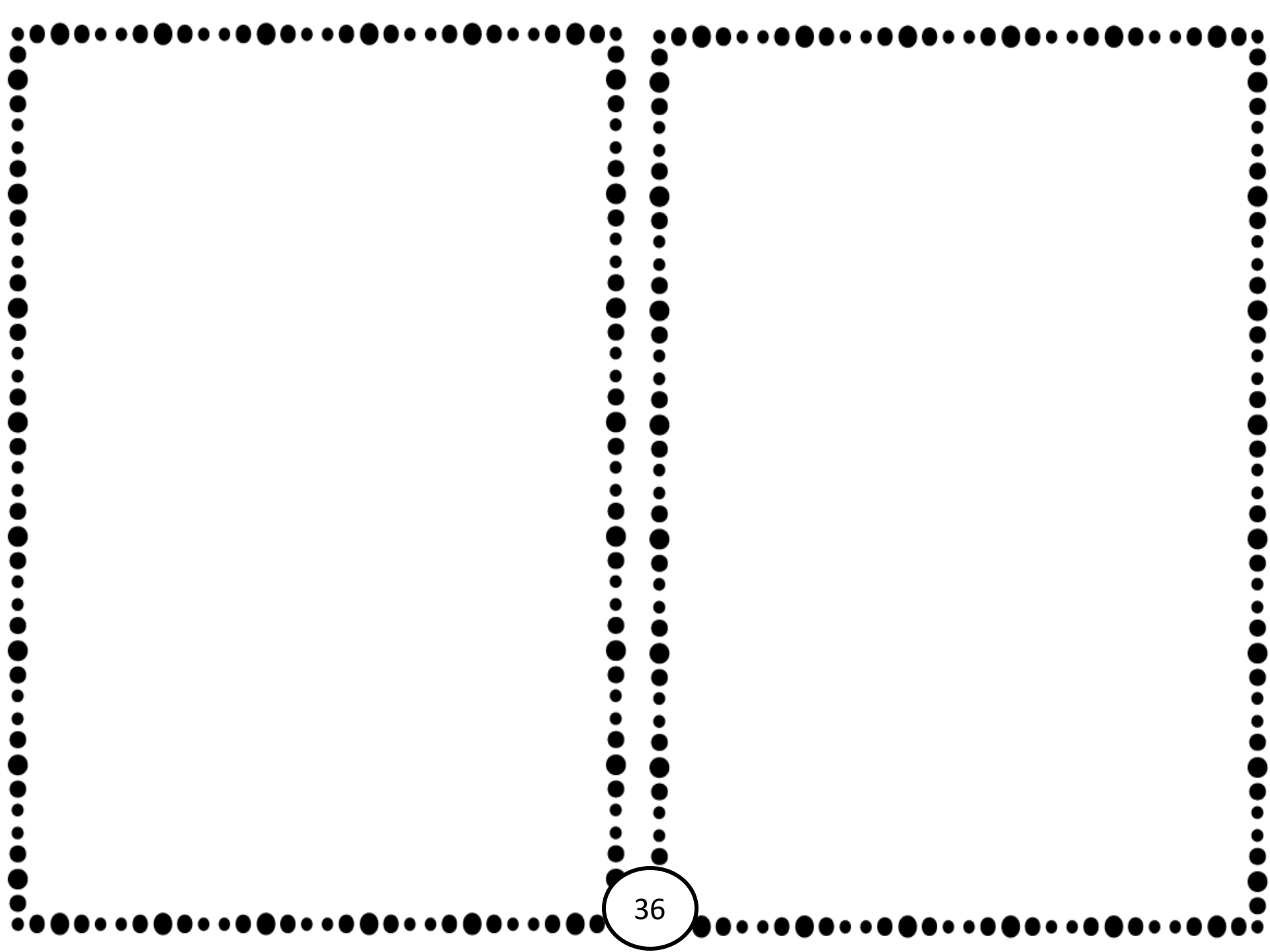


This is burj Khalifa . People call it Khalifa Tower.

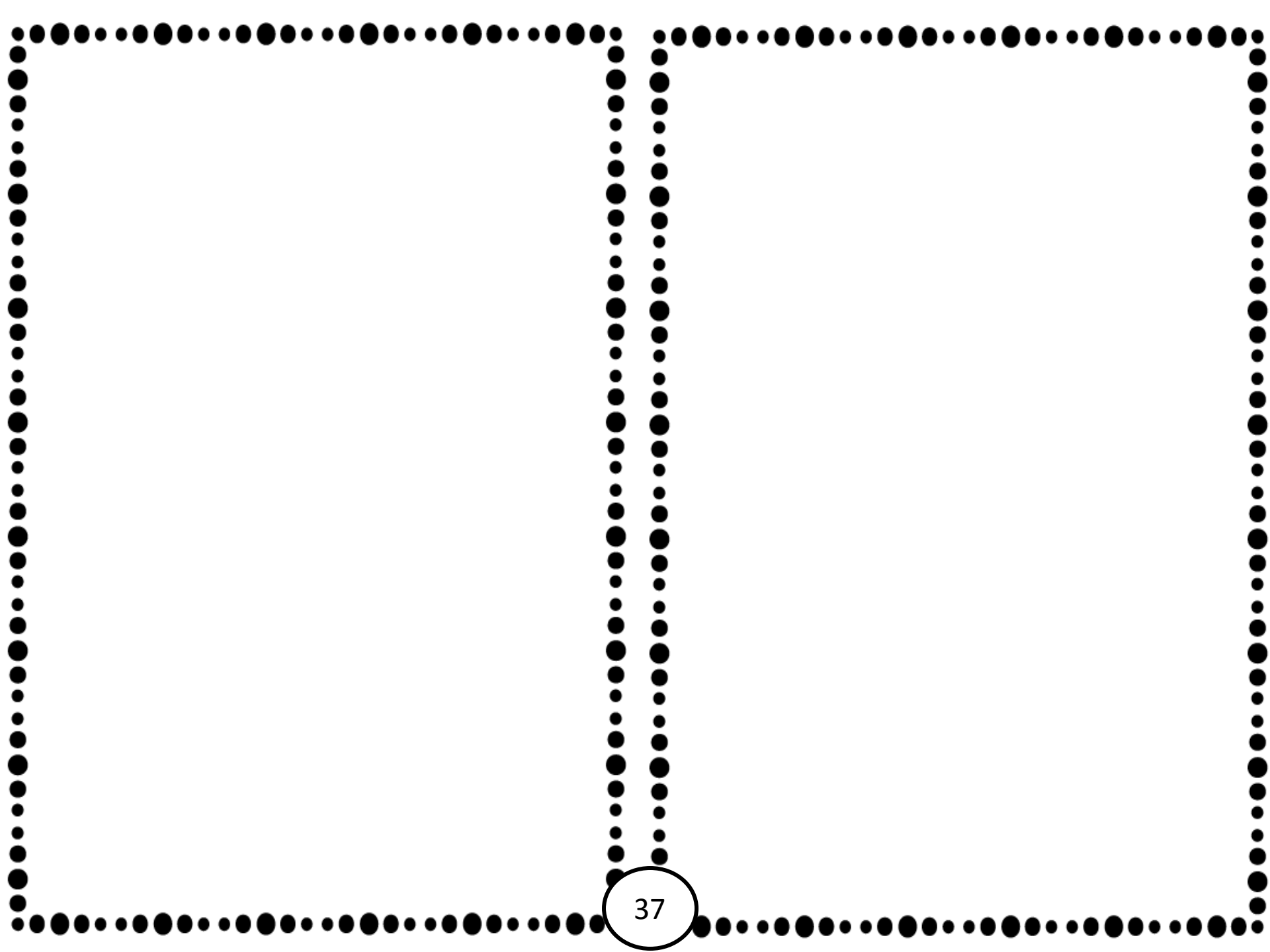
Khalifa Tower is very And

You can see thefrom the top of the Tower.

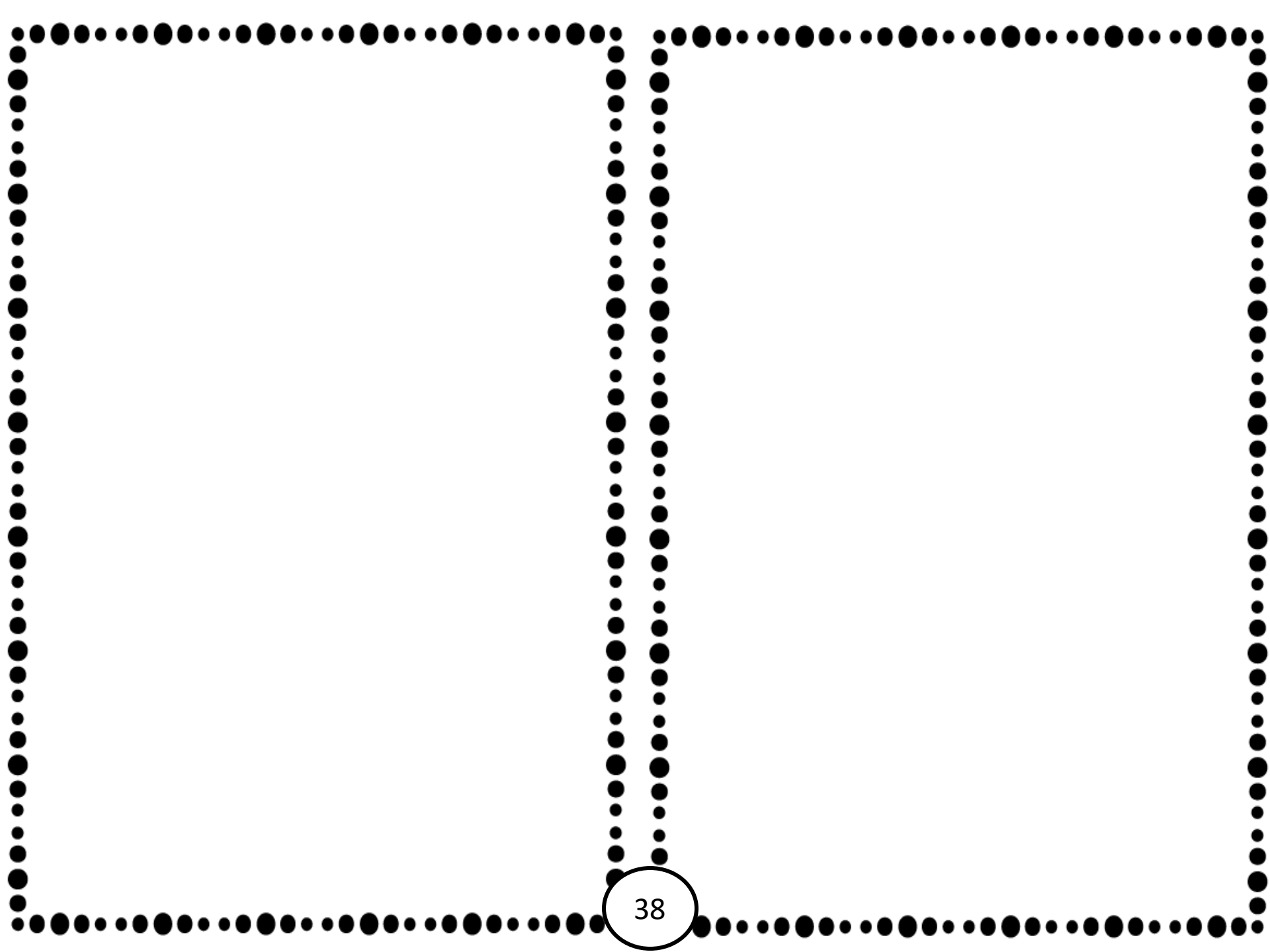




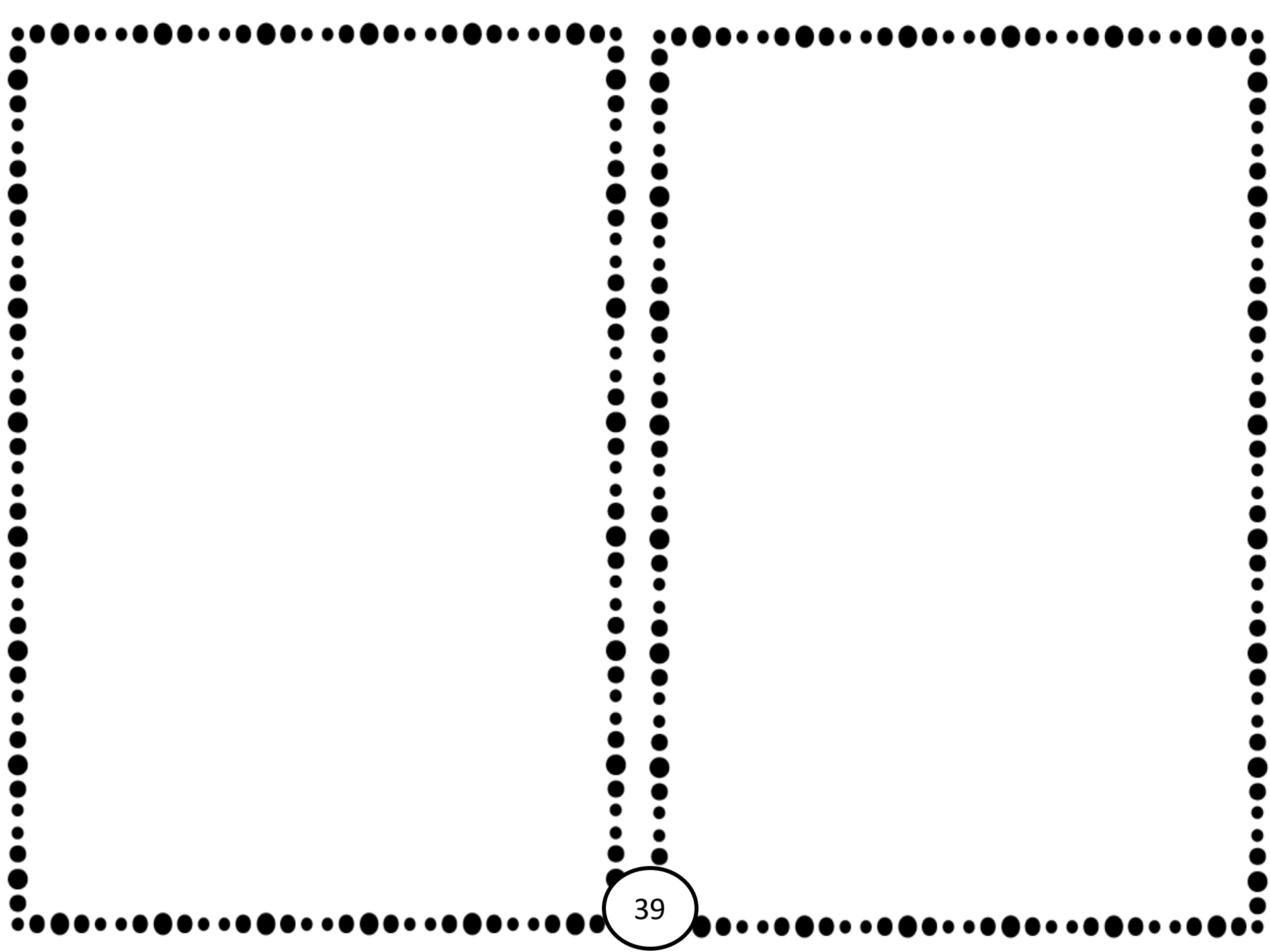
36

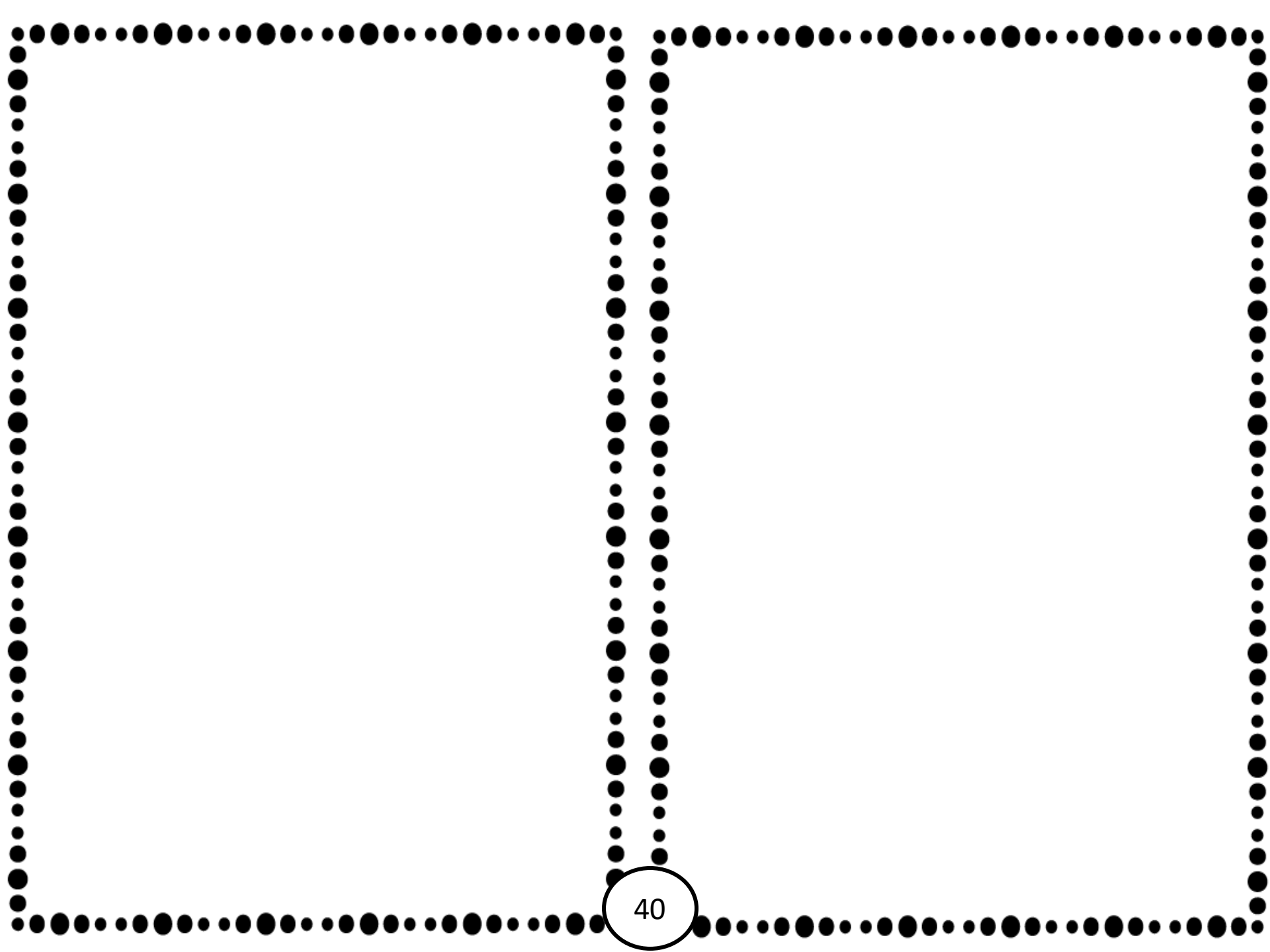


37



38





40

