

تم تحميل هذا الملف من موقع المناهج الإماراتية



الملف مراجعة شاملة الوحدة الثامنة

[موقع المناهج](#) ← [المناهج الإماراتية](#) ← [الصف الثالث](#) ← [لغة انجليزية](#) ← [الفصل الثالث](#)

روابط مواقع التواصل الاجتماعي بحسب الصف الثالث



روابط مواد الصف الثالث على تلغرام

[الرياضيات](#)

[اللغة الانجليزية](#)

[اللغة العربية](#)

[التربية الاسلامية](#)

المزيد من الملفات بحسب الصف الثالث والمادة لغة انجليزية في الفصل الثالث

جميع أوراق عمل الفصل الثالث	1
امتحان 2016	2
تحميل كتاب المعلم 2017	3
أوراق عمل الوجدتين الثامنة والتاسعة.	4
مفردات الوحدة الثامنة.	5



Grade Three

Unit 8 Revision

Home, sweet Home

Student's name: _____

Class: _____

Grammar point 1: do & does

- We use 'does' with (he/ she/ it).
- We use 'do' with (I/ you/ they/ we).

Choose the correct answer:

1. What (do / does) you like to read?
2. (Do / Does) he have a red bag?
Yes, he (do / does).
3. Where (do / does) you go on Thursdays?
4. (Do / Does) she know how to ride a bike?
5. Do you like eating vegetables?
Yes, I (do / does).

Read and Say these words with long U




You \ true \ uniform \ June \ suit \ cube \ unicorn \ juice \ cute \

.ruler \ fruit \ blue \ use \ music \ unit \ July \ tune \ student \

Grammar point 2: this / these / that / those

This	For 1 near thing
These	For 2 or more near things
That	For 1 far thing
Those	For 2 or more far things

1. What (is – are) this?
2. What (is – are) these?
3. What (is – are) that?
4. What (is – are) those?
5. What are (this – these)?
6. (This / These) are my hands.
7. (This / These) is my nose.
8. (This / That) is the sky.
9. (These / Those) are planes.
10. Look at (this / these) apple.



Grammar point 3: Asking using 'Would'

Would you like some orange juice?

What **would** you like to eat for breakfast?

Grammar point 4: How many / How much

How many	For things we can count.
How much	For things we can't count & for money

1. (How many / How much) apples are there?
2. (How many / How much) money do you have?
3. (How many / How much) girls are there?
4. (How many / How much) trees are there?

There (is / are) ten trees.

5. (How many / How much) houses are there?

There (is / are) one house.

• Present Continuous:

We use present continuous to talk about actions happening at the moment of speaking.

Keywords: now, at the moment, look, listen

Correct the verb between brackets:

1. Sara _____ (play) with her doll now.
2. I _____ (read) a story at the moment.
3. Look! The bird _____ (fly).
4. Listen! They _____ (sing).
5. Ahmad _____ (ride) his bike now.
6. Look at me! I _____ (run) fast.
7. Ali and Fatima _____ (eat) their lunch now.
8. The cat _____ (drink) milk at the moment.
9. Listen! All the babies _____ (cry).
10. My teaching _____ (help) me now.

- Put these verbs in the past tense:

We use the past simple to talk about finished actions.

Keywords: Yesterday, last week/month/

Present	Past
play	
jump	
work	
cook	
clean	
visit	
read	
eat	
break	
write	
go	
sit	
swim	
is	
are	
do / does	
has / have	

Remember:

Too We use it when we add something more.

I'd like an apple and I'd like a banana too.

Cold= cold, but not too cold.

Warm= hot, but not too hot.

Or Is used for choices

Would you like to have pizza

or pasta? I'd like to have pizza.








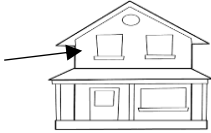






















• **Fill in the blanks with has got or have got:**






















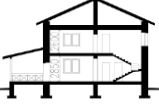








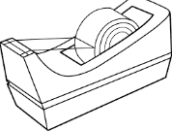
has got	We use it with... he/ she/ it
have got	We use it with... I/ you/ we/ they


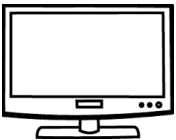

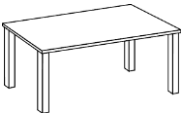



1. Sara ----- a nice bag.
2. They ----- many balloons.
3. I ----- a blue pencil case.
4. Omar ----- a big cake.
5. The girls ----- presents.
6. She ----- long hair.
7. I ----- a red car.
8. My dog ----- a white bone.
9. He ----- many cars and planes.
10. The children ----- a lot of toys.


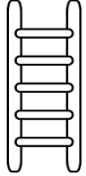

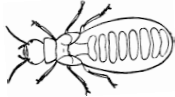






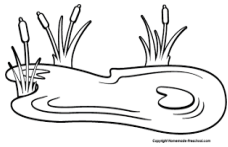




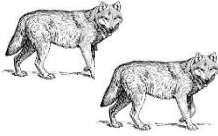
















What kinds of homes do people and animals build?

Read and practise writing these words daily:

nest 	bird 	bee hive 	water 	rabbit 
house 	tree house 	second floor 	children 	roof 
wall 	stairs 	ladder 	railing 	animals 
hole in ground 	read magazine 	magazines 	books 	eat 
bananas 	orange juice 	lemonade 	grapes 	sandwiches 
crisps 	house 	drink 	juice 	hot 

<p>dry</p> 	<p>mud</p> 	<p>mix mud with water</p>	<p>wood</p> 	<p>thick mud walls</p>
<p>cool weather</p> 	<p>Syria</p>	<p>wet</p> 	<p>stilt home</p> 	<p>land</p> 
<p>tree trunk</p> 	<p>air blow</p> 	<p>cave</p> 	<p>rocks</p> 	<p>mountains</p> 
<p>old cave home</p> 	<p>summer</p> 	<p>warm</p> 	<p>winter</p> 	<p>Turkey</p>
<p>skyscraper</p> 	<p>tall building</p> 	<p>metal</p> 	<p>concrete</p> 	<p>glass</p> 
<p>floors</p> 	<p>lift</p> 	<p>Burj Khalifa</p> 	<p>Dubai</p> 	<p>window</p> 
<p>ride a boat</p> 	<p>rooms</p> 	<p>shell</p> 	<p>boxes</p> 	<p>sticky tape</p> 

<p>glue</p> 	<p>scissors</p> 	<p>tubes</p> 	<p>paper</p> 	<p>build</p> 
<p>castle</p> 	<p>goose</p> 	<p>moon</p> 	<p>food</p> 	<p>ping-pong table</p> 
<p>foot</p> 	<p>dry grass</p> 	<p>bedroom</p> 	<p>bathroom</p> 	<p>kitchen</p> 
<p>living room</p> 	<p>sink</p> 	<p>bed</p> 	<p>shower</p> 	<p>TV</p> 
<p>toilet</p> 	<p>table</p> 	<p>cooker</p> 	<p>chair</p> 	<p>cupboard</p> 
<p>bookcase</p> 	<p>playground</p> 	<p>swing</p> 	<p>slide</p> 	<p>rope web</p> 
<p>jumping mat</p> 	<p>climbing wall</p> 	<p>spinner</p> 	<p>tunnel</p> 	<p>bridge</p> 


<p>rope ladder</p> 	<p>wooden ladder</p> 	<p>beaver</p> 	<p>termite</p> 	<p>special rooms</p> 
<p>baby rabbit bunny =</p> 	<p>rabbit holes</p> 	<p>fox</p> 	<p>enemy</p>	<p>stamps</p>
<p>back foot</p> 	<p>safe</p>	<p>branches</p> 	<p>pond</p> 	<p>cut down trees</p> 
<p>sharp teeth</p> 	<p>huge pile of braches</p> 	<p>underwater door</p> 	<p>wolves</p> 	<p>tiny insects</p> 
<p>huge tower</p> 	<p>queen termite</p> 	<p>lay eggs</p> 	<p>garden</p> 	<p>special mushroom</p> 
<p>air hole</p> 	<p>ants</p> 	<p>spider</p> 	<p>turtle</p> 	<p>owl</p> 
<p>mouse</p> 	<p>monkey</p> 	<p>socks</p> 	<p>bin</p> 	<p>litter</p> 

Unscramble to make a word:

n s e t	
e e b	
h m o e	
d u m	
l a r e d d	
f o o r	
l f i t	
h o e l	
x o f	
t e e r	
t o f o	

Look and write the words.

.roof \ tree house \ wall \ hole \ stairs \ ladder \ rabbit \ railing \ basket \ nest



Complete the sentences.

1. A hole is a home for a (parrot \ cat \ rabbit).
2. A nest is a home for a (spider \ bird \ boy).
3. A hive is a home for (a bee \ an ant \ you and me).
4. A house is a home for (you and me \ a rabbit \ bees).

5. A barn is a home for a (bird \ bee \ cow).



Complete the missing words.

1. They have got some sandwiches to -----



2. have got some juice to -----



3. he has got some stories to -----



Best wishes from your English teacher
Omnia Ahmed

Coordinator: Mr. Mohamed Fath Albab

Principal: Mrs. Aida Saadeh