

تم تحميل هذا الملف من موقع المناهج الإماراتية



الملف تدريبات الوحدة الأولى

موقع المناهج ← المناهج الإماراتية ← الصف الثالث ← لغة انجليزية ← الفصل الأول

روابط مواقع التواصل الاجتماعي بحسب الصف الثالث



روابط مواد الصف الثالث على تلغرام

[الرياضيات](#)

[اللغة الانجليزية](#)

[اللغة العربية](#)

[التربية الاسلامية](#)

المزيد من الملفات بحسب الصف الثالث والمادة لغة انجليزية في الفصل الأول

[نماذج اختبارات امسامع الاجابات 2015 وعلوم](#)

1

[الامارات أوراق عمل 2016 Trial answers model test](#)

2

[reading comprehension](#)

3

[Final TP SAMPLE G3 نموذج امتحاني](#)

4

[مقاطع واسئلة Read :choose and text the False or True](#)

5



United Arab Emirates

Ministry Of Education

RAK Educational Zone

Umm Al Qura for basic education c1

Bridge to **S**uccess

U1: look in a book

3rd grade

Name :

2016-2017



U1: look in a book

Lesson 1



Introduce your self :

Read & answer the questions :

1-What's your name?

My name is -----

2-Where are you from ?

I am from -----.

3-How old are you ?

I am -----years old.

4-What colors do you like?

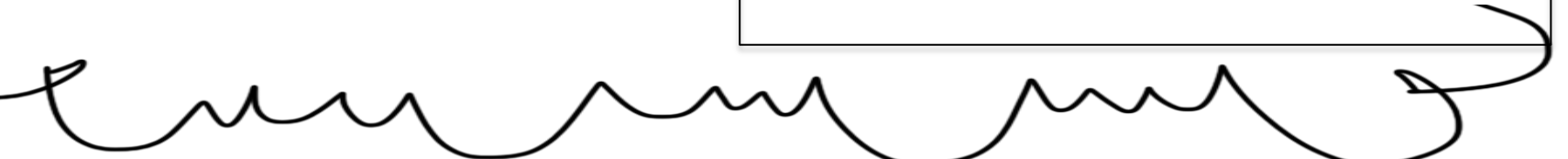

I like the colors -----and -----.

5-What do you like reading about ?

I like reading about -----

6-Have you got any brothers or sisters?

I have got -----brothers and -----sisters.



U1: look in a book

Lesson 1

Read & Complete : Introduce your friend



1-My name is Maryam.

1-.....



2-I am eight years old .

2-.....

almanahj.com/ae

المنهج الإلكتروني



3-My name is Ahmed.

3-.....




4-I like playing football.

4-.....

U1: look in a book

Lesson 1

R-order :



Introduce your friend Sara :

1-name / my / is / Sara .

2-am / UAE / from / I .

3-I / years / old / eight / am.

4-like / red / I / color.

5-reading / like / I .

6-have / two sisters / I / one brother.



Handwriting practice area with multiple horizontal lines for writing.

U1: look in a book

Vocabulary :

Copy & read

Lesson 1



Bookcase



cupboard



tablet



e-book

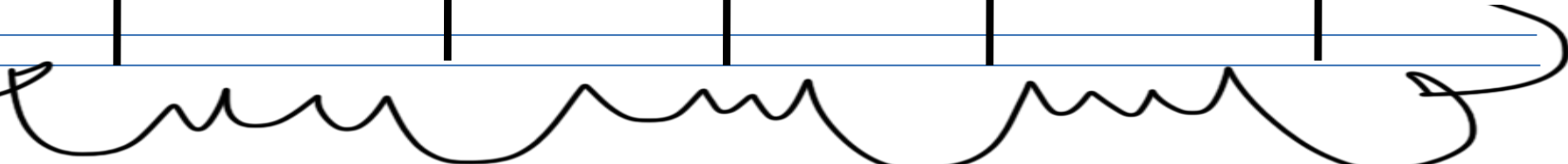


Book cover



pages

amanahj.com/ae
المنهج الاماني



U1: look in a book

Lesson 1


Spelling :



--	--	--	--	--	--	--	--



--	--	--	--	--



--	--	--	--	--	--	--	--




--	--	--	--	--	--	--	--	--	--

almanahj.com/ae


المنهج الإلكتروني



--	--	--	--	--	--



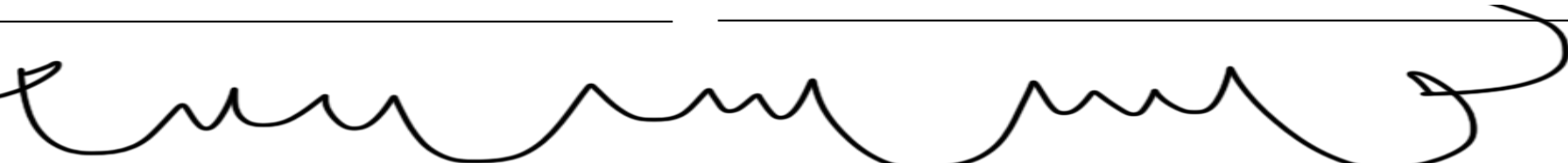




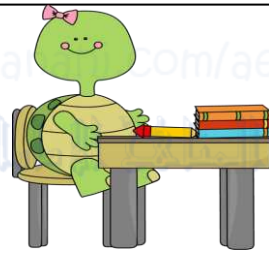
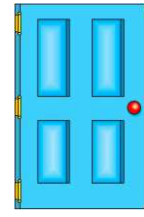
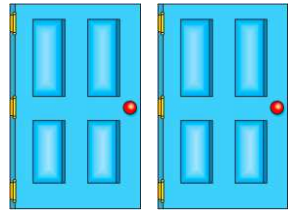

--	--	--	--	--



U1: look in a book

Lesson 1

Write sentences by using **this is** & **these are** :




U1: look in a book

Lesson 1

Read & complete :



This is Sara's book.



This is _____



This is _____

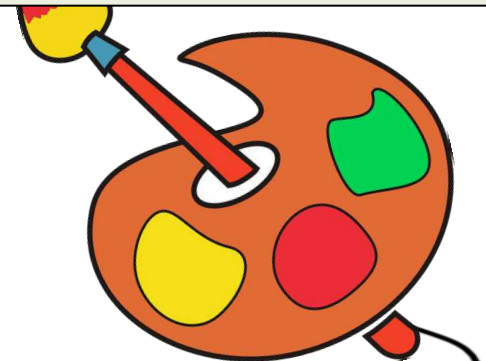


This is _____.



Read & color :

- 1- Sara's book cover is grey.
- 2- Ali's book cover is yellow.
- 3- Fatma's book cover is purple.
- 4- Omer's book cover is orange.

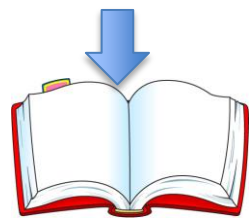


U1: look in a book

Lesson 2

Vocabulary :

Copy & read



Author

title



inside

contents

chapter

fiction

almanahj.com/...
المنهجية



U1: look in a book

Vocabulary :

Copy & read

Lesson 2



non-fiction




characters



information




scary



story

almanahj.com/ae
المنهج الإلكتروني



U1: look in a book

Lesson 2



Look at the book cover :

1- Who is the author?

2- What is the title?

3- What is the book about?

Read :



This is my book.



This is your book.



U1: look in a book

Lesson 2

Fiction


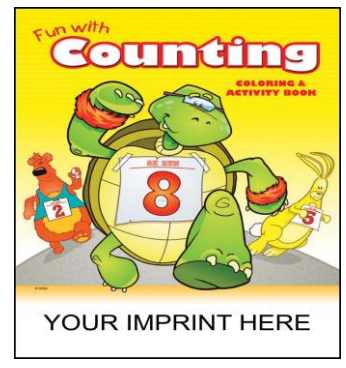




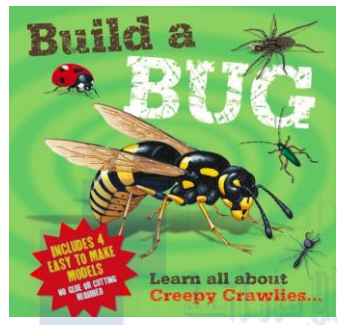
stories that have made-up characters and events.

Nonfiction

REAL books that tell, inform, teach, and explain.

Title	
Chapter 1	1
Chapter 2	5
Chapter 3	11
Chapter 4	15
Chapter 5	19

Classify books by writing fiction or nonfiction :



U1: look in a book

Lesson 3

Choose the correct answer :

s vowels
 consonants

o vowels
 consonants

m vowels
 consonants

g vowels
 consonants

f vowels
 consonants

u vowels
 consonants


p vowels
 consonants

i vowels
 consonants

t vowels
 consonants

r vowels
 consonants

a vowels
 consonants

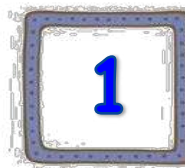


U1: look in a book

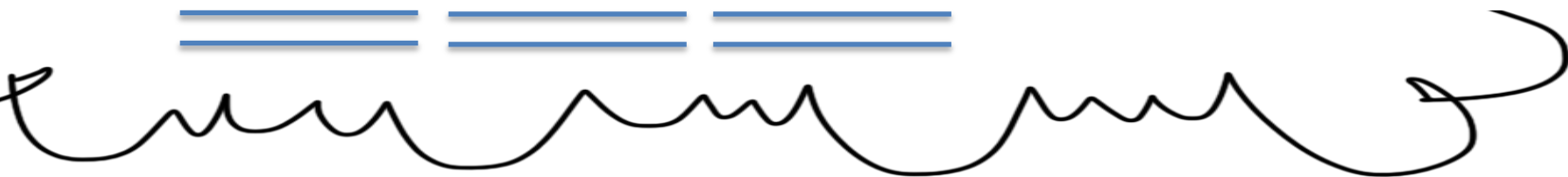

Lesson 3

Write the correct number :







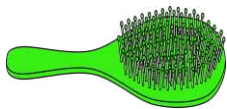


U1: look in a book


Lesson 4



backpack



hairbrush



Skipping rope



camera




jumper

Vocabulary :

Copy & read

amanahj.com/ae
المنهج الاماني




U1: look in a book

Lesson 4

Vocabulary :

Copy & read



pencil



lunchbox



shoe




jacket



sock

almanahj.com/ae
المناهج التعليمية




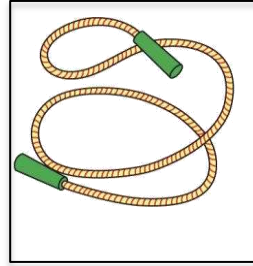
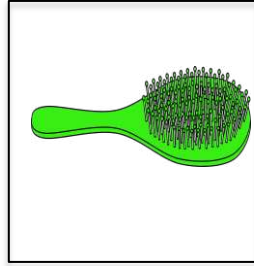

U1: look in a book


Lesson 4

a) Write the correct answer:

Hairbrush - pencil - camera - lunchbox - shoes - backpack

Jumper - jacket - skipping rope








U1: look in a book

Lesson 4

b) What do you need for camping :
Draw & write



These books are mine.
(These are **my** books.)

Possessive pronouns

Person	Singular		Plural	
1 st person	my	mine	our	ours
2 nd Person	your	yours	your	yours
3 rd Person	her	hers	their	theirs
		his its		

U1: look in a book


Vocabulary :

Copy & read

Lesson 5



recipe




dinosaurs



whisper



sport




Train



monkey

almanahj.com/ae
المنهج الإلكتروني



U1: look in a book

Vocabulary :

Copy & read

Lesson 5



king



Amazing



dictionary



Computer




Mobile phone



volcano


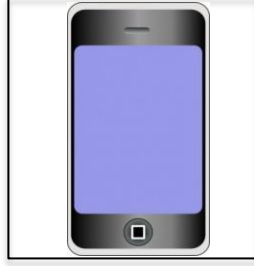

almanah.com/ae
المنهاج للطلبة



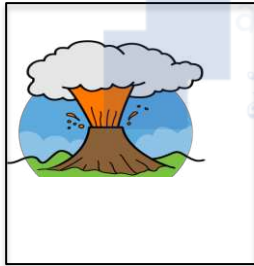


U1: look in a book

Lesson 5

Mobile phone - monkey - dinosaurs - dictionary - king - sports - whisper - volcano - computer





b) Complete the missing letters :

_ecipe

A_azing

boo_



U1: look in a book

Lesson 6

Project :

يجب على الطالبة في نهاية الوحدة أن تقوم بعمل بوستر
I like reading عنوان البوستر A4 حجم ورقة
عناوين على 3 وتقوم الطالبه برسم وكتابة
الأقل تحب قرائتها كما هو موضح في الكتاب صفحة

1- Things we like reading about :



يرجى العلم أن الطالبة ستقوم بالتحدث عن ما تحب قرائته أمام الطالبات
وسأقوم بوضع درجة المشروع لكل طالبه في هذه I like reading about animals مثال:
الصفحة .

2-introduce your partner :

Her name is Fatma.
She is eight years old.
She likes the colors red and pink.
She likes reading about bugs.
She has got two brothers and one
sister .

تختار الطالبة أي زميله في الفصل وتحدث عنها بعد أن
تتعرف على المعلومات منها وفقا للنمط الموجود في
18 الكتاب صفحة



U1: look in a book

Dictation

Introduce yourself :

almanarj.com/ae
المنار الإماراتية



Dictation

Blank handwriting practice line with three blue horizontal lines.

Blank handwriting practice line with three blue horizontal lines.

Blank handwriting practice line with three blue horizontal lines.

almanahi.com/ae
المنهاج التعليمية

Blank handwriting practice line with three blue horizontal lines.

Blank handwriting practice line with three blue horizontal lines.

Blank handwriting practice line with three blue horizontal lines.

