

تم تحميل هذا الملف من موقع المناهج الإماراتية



almanahj.com

موقع
المناهج الإماراتية

*للحصول على أوراق عمل لجميع الصفوف وجميع المواد اضغط هنا

<https://almanahj.com/ae>

* للحصول على أوراق عمل لجميع مواد الصف الثالث اضغط هنا <https://almanahj.com/ae/3>

* للحصول على جميع أوراق الصف الثالث في مادة تصميم ولجميع الفصول, اضغط هنا [3design/ae/com.almanahj//:https](https://almanahj.com/ae/3design)

* للحصول على أوراق عمل لجميع مواد الصف الثالث في مادة تصميم الخاصة بـ الفصل الثاني اضغط هنا

<https://almanahj.com/ae/3design2>

* لتحميل كتب جميع المواد في جميع الفصول للـ الصف الثالث اضغط هنا [grade3/ae/com.almanahj//:https](https://almanahj.com/ae/grade3)

للتحدث إلى بوت المناهج على تلغرام: اضغط هنا [bot_almanahj/me.t//:https](https://t.me/bot_almanahj)



إنسخ رابط القناة في

تليغرام

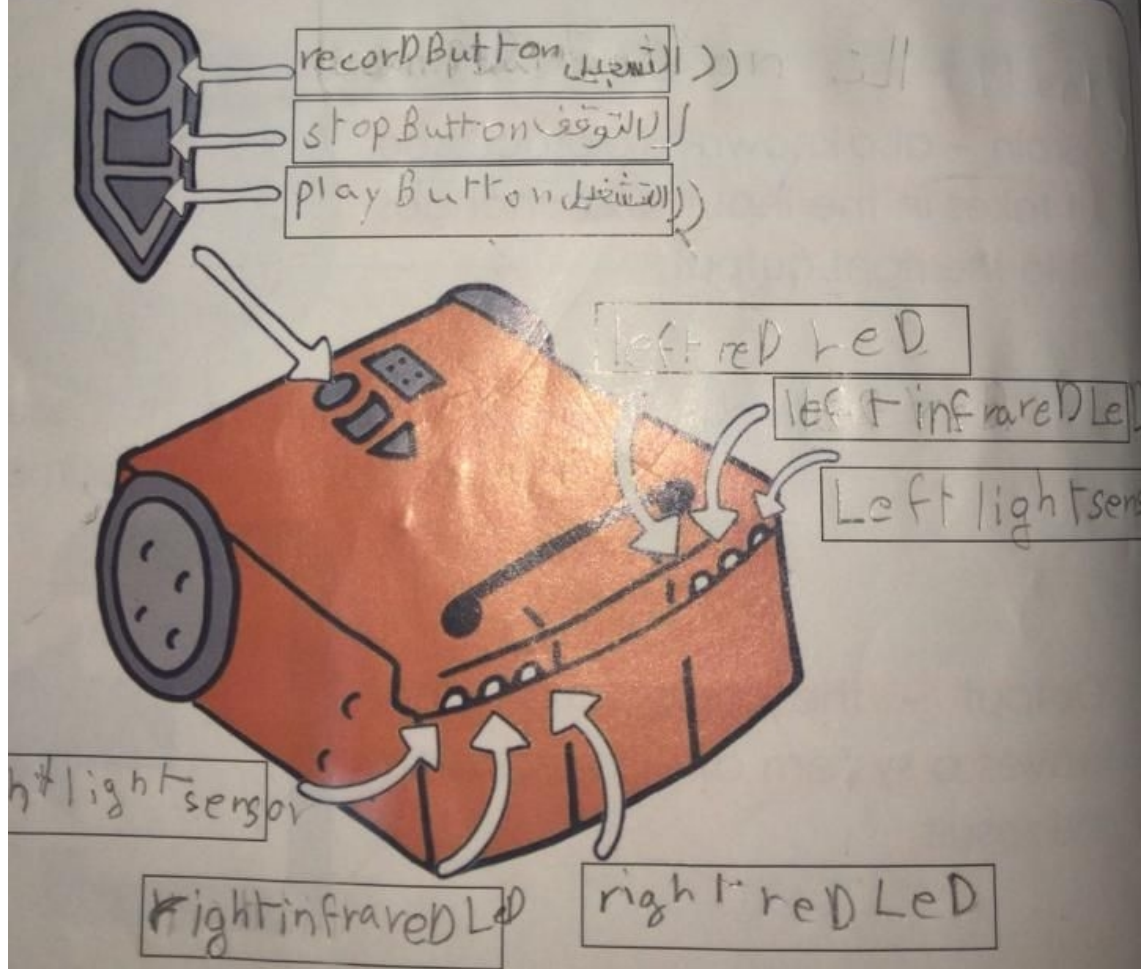
t.me/MB6MB

Let's see how much you remember about Edison.

Activity 2

Label Edison robot. You may work in pairs.

| | | |
|---------------|--------------------|--------------------|
| Record button | Stop button | Play button |
| Left red LED | Left infrared LED | Left light sensor |
| Right red LED | Right infrared LED | Right light sensor |





Activity 10

Now, let's create a program in EdBlocks to make Edison move left. Remember, the remote code number for the barcode is 3.

Which two blocks will you need?



Program Edison by downloading the program





Activity 12



Now, let's create a program in EdBlocks to make Edison move right. Remember, the remote code number is 4.

Which two blocks will you need?



Program Edison by downloading the program on Edison.

Are you able to move Edison in every direction? Make sure it moves in every direction. In the next unit, we will build on these programs to control EdDigger by a remote.



3 A robot has three main parts.



TRUE

FALSE


4 An address usually starts with www.



TRUE

FALSE

5 When this program is played, Edison waits for 1 second. Then it drives forward.



TRUE

FALSE

28-1-2014

Let's see how much you remember about EdBlocks.



Activity 3

Match the image to the correct label.

| |
|--|
| |
| |
| |
| |
| |

turn both LEDs on

wait for 1 sec

drive forward

loop forever

follow line forever

Let's see how much you remember about Edison.

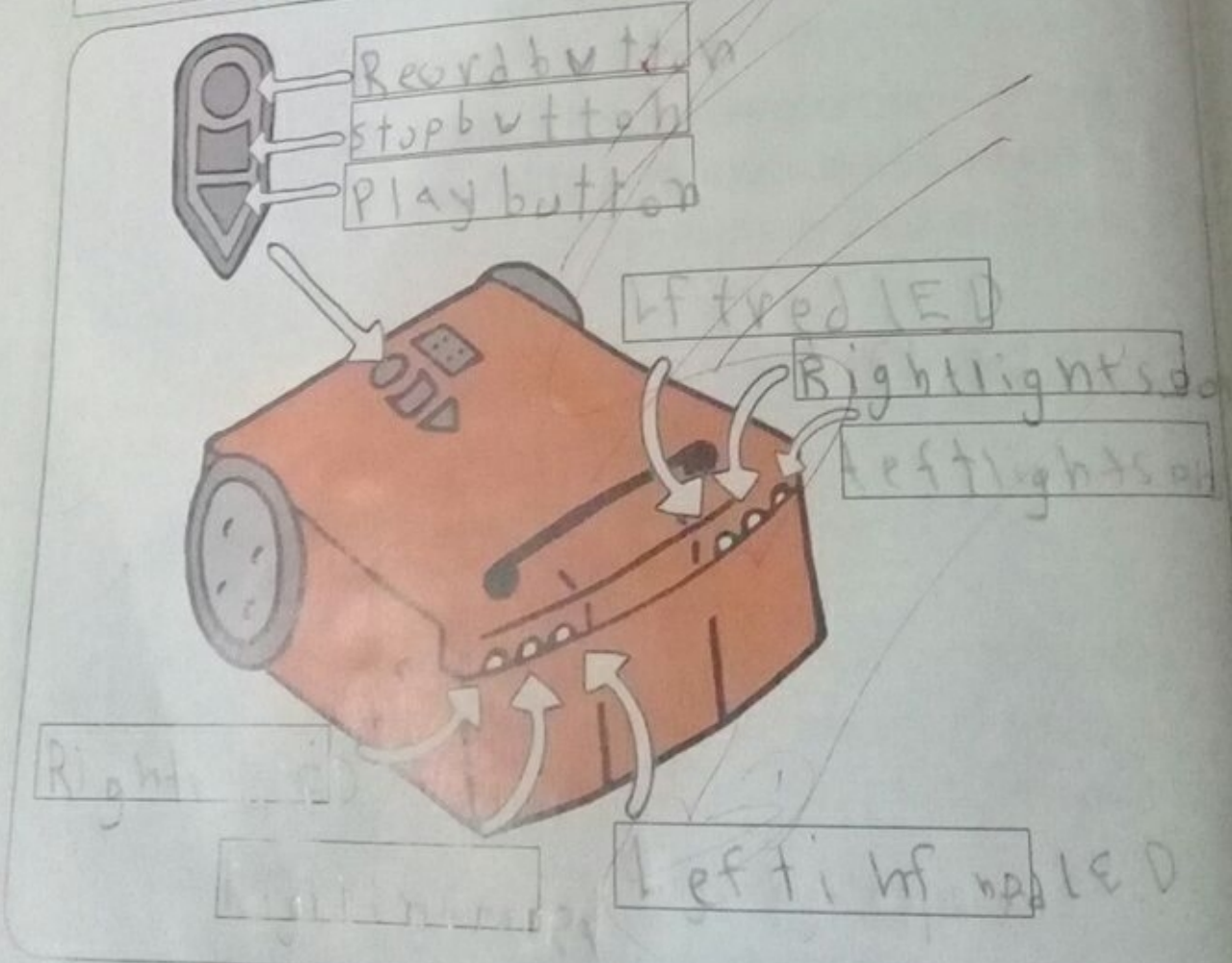
22-1-2014




Activity 2

Label Edison robot. You may work in pairs.

| | | |
|---------------|--------------------|--------------------|
| Record button | Stop button | Play button |
| Left red LED | Left infrared LED | Left light sensor |
| Right red LED | Right infrared LED | Right light sensor |





End of unit quiz



Question 1:

Complete the crossword using the hints given below.

| | | | | | | | | | | |
|---|---|---|---|---|---|---|---|---|---|---|
| 1 | E | D | 2 | B | L | 3 | O | C | T | S |
| | D | | | r | | | u | | | |
| | I | | | A | | | t | | | |
| | S | | 4 | I | M | P | U | T | | |
| | O | | | N | | | y | | | |
| | S | | | | | | t | | | |

Across

- 1. a block-based programming language
- 4. what goes in

Down

- 1. a programmable robot
- 2. another name for the processor
- 3. the result after processing

Question 2:

Read the sentences. Circle True or False.

| | | |
|--|------|-------|
| Google Chrome is a web browser | True | False |
| A program is a series of instructions. | True | False |
| The address of a website is the location of its head office. | True | False |
| We can create EdRoboClaw using Edison and EdCreate LEGO. | True | False |
| EdBlocks is a text-based programming language. | True | False |

Pop quiz 1

Date

1 EdBlocks is a web browser.



TRUE

FALSE

2 Edison is a programmable robot.



TRUE

FALSE



Activity 1

Fill in the spaces using the words given below:

robots

robotics

program

machine

robots are machines that can do many different things. To program them, we need to understand their language. We learn about this, more, in robotics.

We used an Edison robot to learn about robotics. Do you remember how a robot works?

It has three main parts:

- Input
- Brain
- Output



Accessing EdBlocks

To access EdBlocks, you need:

- a computer.
- an internet connection.





Do you remember how to open EdBlocks?



Activity 4



The sentences are mixed up. Put them in order from 1 to 4. Write the correct number next to the sentence.

| | | |
|---|---|---|
| 2 | Make sure it is connected to the internet. |  |
| 1 | Turn on your computer. |  |
| 4 | Type www.edblocksapp.com in the address bar. |  |
| 3 | Open a web browser. |  |