

تم تحميل هذا الملف من موقع المناهج الإماراتية



الملف كتاب النشاط الوحدة السابعة Our earth green

[موقع المناهج](#) ← [المناهج الإماراتية](#) ← [الصف الثالث](#) ← [لغة انجليزية](#) ← [الفصل الثاني](#)

روابط مواقع التواصل الاجتماعي بحسب الصف الثالث



روابط مواد الصف الثالث على تلغرام

[الرياضيات](#)

[اللغة الانجليزية](#)

[اللغة العربية](#)

[التربية الاسلامية](#)

المزيد من الملفات بحسب الصف الثالث والمادة لغة انجليزية في الفصل الثاني

[الصف الثالث الفصل الثاني، لغة انكليزية، تحميل s'Learner Book و Instructional Planner و Teacher's Guide و Activity Book](#)

1

[مفردات ومعاني الوحدة الخامسة](#)

2

[نموذج امتحان الاستماع والمحادثة لنهاية الفصل الثاني](#)

3

[نموذج امتحان نهاية الفصل ملفين mp3 : Part2 and Part1](#)

4

[النموذج التدريبي الرسمي لامتحان القراءة للاختبار الوطني 2017](#)

5

Unit 7


Our green earth

Lesson 1 Think about it

1 No, no, no!


The animals are being bad. Circle the animals who are breaking rules. Draw a line to the rule that they are breaking

- 1 No cycling.
- 2 Don't drop litter!
- 3 No swimming.
- 4 No fishing.
- 5 No running.
- 6 Don't pick flowers!
- 7 No ball games.



★ Challenge

Make a sign for your classroom.
Write a rule.



Lesson 2 New words

1 Word puzzle



Find and circle the words in the puzzle.

Some words go from left to right, like this: **S A N D W I C H**

Some words go from top to bottom, like this:

**S
I
G
N**

R	N	X	S	G	C	T	Y
U	O	B	I	N	Y	E	F
L	G	Q	G	A	C	F	I
E	R	U	N	B	L	H	S
S	A	N	D	W	I	C	H
P	S	D	J	S	N	K	I
K	S	Z	V	R	G	X	N
L	I	T	T	E	R	W	G



I can talk about rules.

☺ yes

☹ sometimes

☹ not yet

Lesson 3 Find out more

1 Wood from trees

Trees give us wood. How do people use wood?

We use wood to make _____ .

We use wood to make _____ .


We use wood _____ .

2 Food from trees

Circle four foods that come from trees.




apple



bread



pear



potatoes



orange juice



nuts


★ Challenge

Write one new fact you learned about trees.

Lesson 4 Find out more

1 How can we save trees?


Circle three ideas that can help.



2 My promise

What will you do to save tree?


Make a poster about your promise.




Lesson 5 Time to practise


1 Write

Work with a partner. Write three ways your school can reduce the amount of paper they use.



almanahj.com/ae
المنهج الإماراتي





I can talk about trees and why they are important.
😊 yes 😊 sometimes 😞 not yet

Lesson 6 My learning

1 Rules at school

What rules do you have at school? Complete the sentences.

At school we can _____ .

At school we can _____ .

At school we mustn't _____ .

At school we mustn't _____ .

2 Tree vocabulary and facts

Fill in the labels. Use the *Word box* to help you.

Word box

leaves	branches
roots	nest
bird	soil
grass	wood

What are trees used for?

Write three facts.



Lesson 7 Words and sounds

1 Find the long o sounds

Read the story. Circle all the words with the long o sound.

The clever crow

An old crow is looking for water to drink.

He sees a hole in the ground.

At the bottom of the hole, there is some water!

The crow can't reach the water.

The crow thinks and thinks.

'I know what to do!' he says.

There are lots of little stones on the ground.

The crow throws a stone in the hole.


He throws lots of stones in the hole.

Slowly, the hole fills with stones.

The water in the hole gets higher and higher.

Finally, the crow can reach the water.

He drinks and drinks.



★ Challenge

Make a sentence with these words.

crow

The

very

clever.

old

was

Lesson 8 Words and sounds

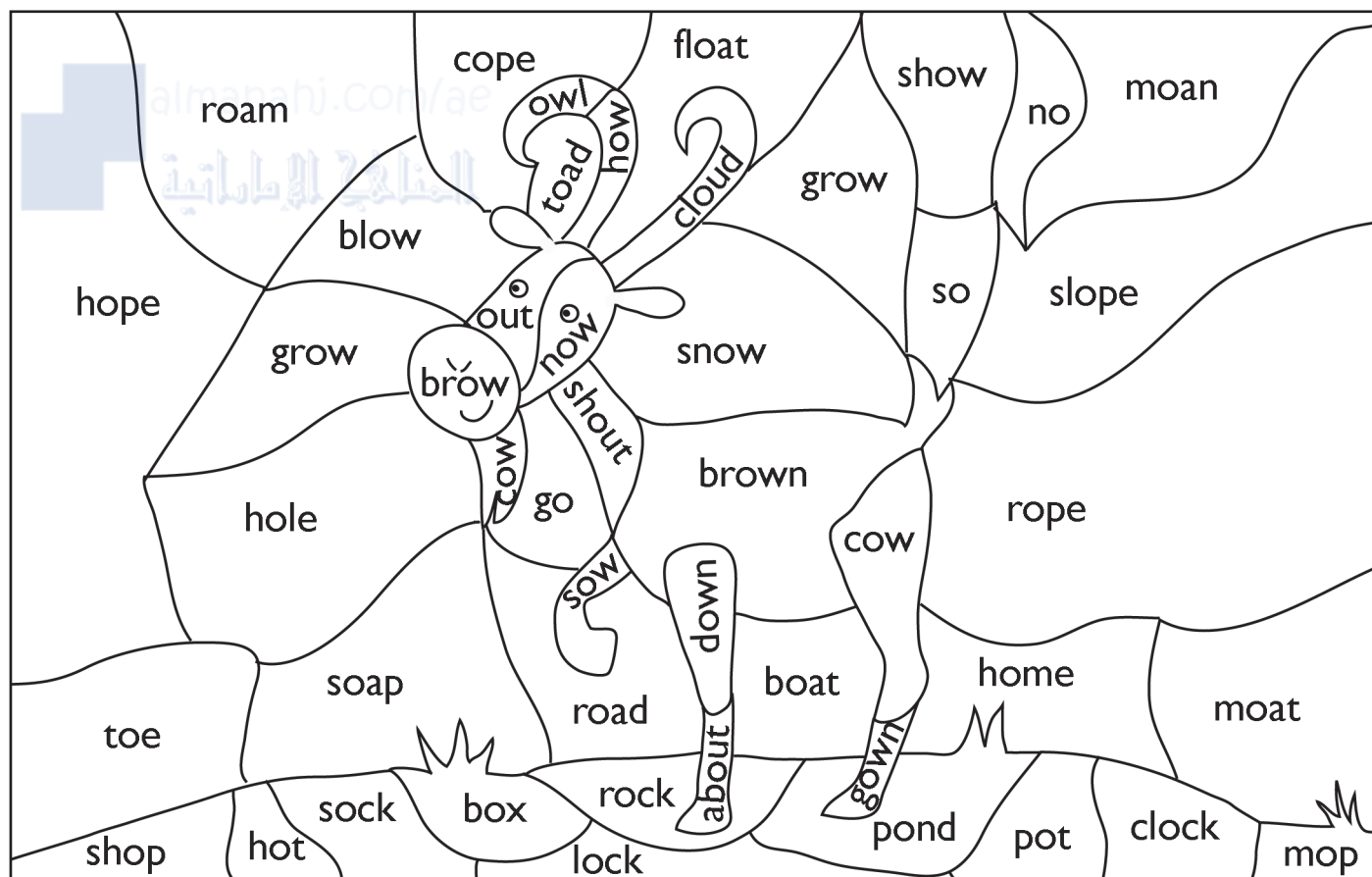
1 Mystery picture

Read each word in a shape.

If the word has the **long o** sound, colour the shape **blue**.

If the word has the **short o** sound, colour the shape **green**.

If the word has the **ow** sound in **how**, colour the shape **brown**.



The mystery picture is a brown _____ .

I can read words with the long o sound and the spelling ow.

😊 yes

😐 sometimes

😞 not yet

Lesson 9 Use of English

1 Buying plants

Read the conversations. Write the missing words.

Use words from each *Word box*.

Word box

what these this or which

Conversation 1

Boy: What's this?

Dad: _____ is a bean plant.

Boy: _____ are these?

Dad: _____ are carrot plants.

_____ do you like better, beans _____ carrots?



Conversation 2

Boy: Look at that tree in the square pot!

Dad: Yes. _____ is a lemon tree.

Boy: _____ are those trees in the round pots?

Dad: _____ are orange trees.



Word box

what that those

Lesson 10 Writing

1 What must you do?

Look at the picture. Put the words in the correct order.
Write the sentence.

Writing tip

Don't forget
– a sentence
begins with a
capital letter
and ends with
a full stop.

1



hole. a dig

You must _____

2



the plant in put the hole.

You must _____

3



the hole You fill with soil.
must

4



must You the plant. water

Lesson 11 Speaking

1 Buying fruit

Number the dialogue to put in the correct order. The first one has been done for you.

___ Fruit seller: Anything else? I have these great bananas.

___ Woman: Yes please I would like some of those nice pears.

___ Woman: Yes, those bananas do look great, I'll have some.

1 Fruit seller: Would you like to buy some fruit?

2 Fruit

Draw lines to match the words to the correct fruits.

1 bananas

2 oranges







3 watermelons

4 mangoes

5 pineapple

6 pears

7 lychees



I can go shopping for plants and fruit.

☺ yes

😊 sometimes

☹ not yet

Lesson 12 My learning

1 Word sort challenge

Can you sort all of the words from the *Word box* into the three boxes?

Word box

hope shop about own show mop shout
blow hot down float no clock now
grow sock sow snow rope pot out
hole box go cloud brown pond
toe lock cow grow home boat
soap rock brow so moat grown

Words with a long o sound	Words with a short o sound	Words with an ow sound like how

I can use words with o and ow sound

I can use this, that, these **and** those

😊 yes

😐 sometimes

☹ not yet

Lesson 13 Read and respond

1 Map study

Wangari was born in **Kenya**. She went to school in the **United States** and then **Germany**. Then she came back to Kenya.

Write the names on this map. Draw arrows to show the route Wangari travelled.



Lesson 14 Read and respond

1 Planting a little tree

Put the letters in the correct order. Write the numbers on the picture.

1 r e e t t _____

2 o i l s s _____

3 e l h o h _____

4 r e t a w w _____

2 Wangari Maathai Quiz


Answer these questions about Wangari Maathai.

1 Where was Wangari born?

_____ .

2 Why did Wangari leave Kenya?

_____ .



Lesson 15 Time to practise

1 What happened first? What happened next?

Work with your partner to put these sentences in order.



___ Wangari planted the seeds and watered them.



1 Wangari took seeds from the trees.



___ The trees grew big. Fruit grew on the trees.



___ Wangari gave the little trees to women and children in her village.



___ Together they planted many rows of trees.

I can read and discuss a biography.

☺ yes


☹ sometimes

☹ not yet

Lesson 16 Think about it

1 Your autobiography

An autobiography is the story of your life.
Write your autobiography.





Draw a picture of how you will look when you are grown up!

Lesson 17 My learning

1 Write about your hero

1 My hero is ... _____

2 Circle a word to describe your hero

kind brave clever funny friendly

3 He / she is my hero because ... _____

Use these words to help you care make know help do

4 This is a picture of my hero being great:

The form consists of two rectangular boxes with rounded corners and a double-line border. Each box has a small pencil icon in its top-left corner. The left box is completely empty. The right box contains ten horizontal lines for writing, spaced evenly down the page.

I can talk about someone's life.

☺ yes ☺ sometimes ☹ not yet



80051115



04-2176855



ccc.moe@moe.gov.ae



www.moe.gov.ae