

شكراً لتحميلك هذا الملف من موقع المناهج الإماراتية



الملف اهم مفردات الفصل الثالث

موقع المناهج ← المناهج الإماراتية ← الصف الرابع ← لغة انجليزية ← الفصل الثالث ← الملف

روابط مواقع التواصل الاجتماعي بحسب الصف الرابع



روابط مواد الصف الرابع على تلغرام

[الرياضيات](#)

[اللغة الانجليزية](#)

[اللغة العربية](#)

[التربية الاسلامية](#)

المزيد من الملفات بحسب الصف الرابع والمادة لغة انجليزية في الفصل الثالث

أوراق عمل تدريبية أكسس	1
أسئلة امتحان نهاية الفصل الثالث 2021-2022	2
نموذج امتحان قراءة نهائي منهج أكسس	3
نموذج مراجعة امتحان نهائي	4
حل الدليل الإرشادي للاختبار التكويني الثاني منهج أكسس	5



UNITED ARAB EMIRATES
MINISTRY OF EDUCATION



2019-2020



ACCESS BOOK

EN 2.1

4



Grade
04

Access

Student book 4

Volume 3

Second Edition

1440- 1441 A.H. /2019- 2020 A.D.

Introduction to Access Book 4

This Access course is designed to build upon a foundation of English literacy and language skills and aims to:

- develop and extend listening, speaking, reading and writing skills.
- develop and build on language structures.
- develop and build on vocabulary.
- explore global and local topics

The following themes, skills and structures are explored in this book:

Unit	Reading and writing skills	Listening and speaking skills	Language	Vocabulary
Unit 8 Day and night	<u>Reading:</u> Times Descriptions Poem <u>Writing:</u> Writing about times Describing what people wear Describing a planet	<u>Listening:</u> Descriptions Chant Poem <u>Speaking:</u> Asking questions Answering questions Describing what you see	Prepositions of time Adverbs	Days Times Outdoors Clothes Animals Night sky Planets
Unit 9 Look closer	<u>Reading:</u> Instructions Table plan Descriptions <u>Writing:</u> Describing where things are Writing messages	<u>Listening:</u> Descriptions <u>Speaking:</u> Describing what you see Describing where things are Asking questions Answering questions	Prepositions of place Connecting words	Shapes Nature Gardens Puzzles Messages

Unit 8: Day and night

Lesson 1: Days of the week

1 Vocabulary

Can you say the days of the week in order?



Key Language

Ordinal numbers
Sunday is the **first** day of the week.

Vocabulary

Sunday, Monday, Tuesday, Wednesday, Thursday, Friday, Saturday

2 Listen Track 62

Listen and write the correct day.

There are seven days in a week.

What's your favourite day?

That's easy! It's _____!

My favourite day is Friday.



Language Tip

Short forms

What is = What's

It is = It's

3 Talk

Talk to your classmates.

Ask, 'What's your favourite day?'

Name:	Favourite day:
Amir	Monday

What's your favourite day?

It's...

4 Listen track 63

Listen and write the correct words from the box.

first Monday Wednesday Friday
fifth seventh third

1 Sunday
is the first day of the week.

2 _____
is the second day of the week.

3 Tuesday
is the _____ day of the week.

4 _____
is the fourth day of the week.

5 Thursday
is the _____ day of the week.

6 _____
is the sixth day of the week.

7 Saturday
is the _____ day of the week.

5 Talk

Can you remember the chant?
Cover your book and try!

Sunday is the first day...

Lesson 2: Telling the time

Key Language

At
I get up **at** six o'clock.

Vocabulary

clock, get up, eat
breakfast, walk

1 Listen Track 64

Listen and read the times.



2 Write

Write the times in words.



1 _____



2 _____



3 _____



4 _____

3 Read

Read about Sara.
Where does she live?

I'm Sara. I live in Australia. I get up at seven o'clock every day.
I eat breakfast and then I walk to school. School starts at half past eight. I like school because my classmates are nice.



4 Read

Read again.
Write the correct times on the clocks.

1 Sara gets up.



2 School starts.



5 Write

What time do you get up?
What time does your school start?

I get up at... _____

School starts at... _____

Lesson 3: Language focus

Key Language

Prepositions of time
*I get up **at** 8:00.*

Vocabulary

*get up, early, o'clock,
watch TV, do my
homework, eat dinner*

1 Vocabulary

Match the times to the correct pictures.

seven o'clock

eight o'clock

nine o'clock



2 Read

Read about Rashed.
When does he play football?

Reading Tip

People write blogs on the internet. A blog is like a diary.



Rashed's blog

Hello! I'm Rashed and I live in Al Ain. I get up early on Friday and Saturday. On Saturday, I go to football club at 11 o'clock. At 2 o'clock I go home. Then I do my homework. I watch TV at 5 o'clock. I eat dinner at 7 o'clock. What do you do on Saturdays?



3 Read

Read about Rashed again.
What does he do at the times below?

- 1 11:00
- 2 5:00
- 3 7:00

4 Practice

Write the correct word, *at* or *on*.

- 1 I eat dinner at 7 o'clock.
- 2 I go to football club _____ Saturday.
- 3 I get up early _____ Friday and Saturday.
- 4 I watch TV _____ 5 o'clock.

Language Tip

Times: **at** 5 o'clock
Days: **on** Saturday

5 Write

What do you do on Saturdays?
Write three sentences. Use Rashed's blog to help you.



On Saturday...

- 1 _____
- 2 _____
- 3 _____

Lesson 4: My world

1 Talk

Look at the photos.
Which places are in the UAE?
Where are they?

2 Listen Track 65

Listen and circle a word to describe each place.



1 The Arctic

hot / cold / dry

Listening Tip

Listen for the words.



2 The desert

wet / cold / dry

Vocabulary

ice:



rain:



3 Mangroves

dry / cool / warm

3 Read

Read the clues.

Write the correct place: Arctic, desert or mangroves.

1 You can see ice. It's a cold place.

2 You can see sand. It's a dry place.

3 You can see trees in the water. It's a warm place.

4 Talk

Describe the photos.

Use the words in the box to help you.

hot cold

warm cool

wet dry



1



2



3

It's cold. There's lots of ice.

Lesson 5: Clothes

Key Language

Present simple
I always wear sandals.

Vocabulary

T-shirt, dress, top, shoes, sandals, jacket, trousers, jacket, wear

1 Talk

Look at the pictures.
What do you like to wear?



2 Read

What do the people wear? Match the texts to the pictures.



1 I'm from Scotland. The weather is cold, so I always wear a jacket.



2 I live in Australia. When it's warm, I wear a T-shirt.



A



B



3 I live in the UAE. It's hot in summer, so I wear sandals.

C



3 Write

What do people wear when it's warm or cool?
Draw clothes in the boxes.



When it's warm, people wear...



When it's cool, people wear...

4 Write

Write two sentences. Say what people wear
when the weather is warm or cool.

Writing Tip

Remember to start with a capital letter
and end with a full stop.

Lesson 6: Language focus

Key Language

Adverbs
Turtles walk **slowly**.

Vocabulary

turtle, lion, fish, move,
walk, jump, swim, fly

1 Talk

How many animals can you name?

2 Read

Read the text. Circle the adverbs ending in **-ly**.

How do animals move?

Animals can run, jump, swim and fly. Animals can move in lots of different ways.

Some animals move quietly, like lions. Turtles walk slowly. Fish can move quickly in water. Can you think of any other examples?

Adverbs

Adverbs can tell us how something moves.

Turtles walk **slowly**.



3 Read

Read the sentences.
Are they True or False?

- 1 Lions move loudly. True / False
- 2 Turtles walk slowly. True / False
- 3 Fish can move quickly. True / False

4 Talk

Make questions with the words below.
Ask your partner the questions.

	verb	adverb	
Do you...	walk	loudly	?
	eat	slowly	?
	talk	quickly	?
	write	quietly	?

Language tip

slow	→	slowly
quick	→	quickly
quiet	→	quietly
loud	→	loudly

Do you walk slowly?

Yes, I do. / No, I don't.

5 Write

Circle your answers for 1-3.
Then write the sentences below.

- 1 I walk... slowly / quickly
- 2 I talk... loudly / quietly
- 3 I eat... quickly / slowly



- 1 _____
- 2 _____
- 3 _____

Lesson 7: Nocturnal animals

Key Language

Has
A camel **has** long legs.

Vocabulary

bat, hedgehog, day, night,
ears, head, legs

1 Vocabulary

Match the animals with the photos.

snake

hedgehog

camel

bat



2 Talk

Do you know which animals come out at night?

Vocabulary

Nocturnal animals: animals
that come out at night

3 Listen Track 66

Listen and circle the correct animal.



4 Listen Track 66

Listen and match the words.

Listening Tip

Read the words before you listen.



small

ears



big

spikes



long

head



5 Talk

Choose an animal from 1 and describe it.

Use the words below to help you.



adjectives

body parts

big

ears

small

head

long

legs

short

wings

body

It has a small head.

Lesson 8: The solar system

1 Talk

How many planets can you name?

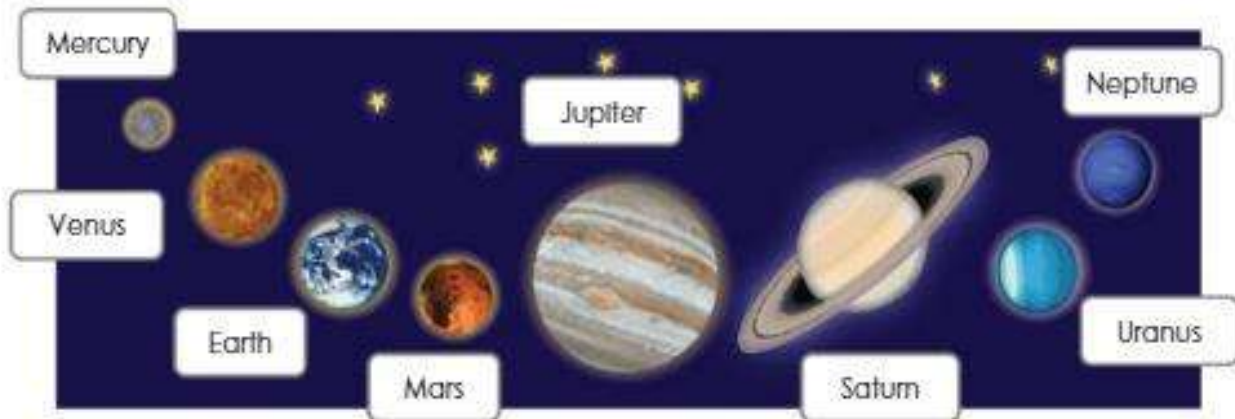
Key Language

Adjectives

Mars is **rocky** and **dry**.

Vocabulary

Earth, planet, sun, grey, cloudy, rocky



2 Read

Read about the solar system.

How many planets are in our solar system?

The solar system

In our solar system, eight planets move around the sun.

Mercury is the smallest planet. It is grey and rocky.

Earth is small and rocky. It is the only planet with life.

Mars is the red planet. It is rocky and dry. Mars also has the tallest mountain in the solar system.

Saturn is yellow with lots of rings.

Jupiter is the biggest planet. It is white, orange, brown and red. It is also a cloudy planet.

What do you know about the other planets?

Vocabulary

solar system: a sun and its planets

rock:



ring:



3 Read

Read the notes.

Work in groups to write notes about another planet.

Use the text to help you.

Name:	Mercury
Colour:	grey
Description:	small, rocky

Name:	
Colour:	
Description:	

Language Tip

You can add -y to the end of some nouns to make adjectives.

rock → rocky

cloud → cloudy



4 Write

Draw your own planet.

- Give your planet a name.
- What colour is it?
- What is it like?

My planet

5 Write

Write about your planet in the box.



Name: _____

Colour: _____

Description: _____

Lesson 9: Stars

1 Listen Track 67

Listen and read the poem.
What is it about?

Key Language

Prepositions
You can see stars **at** night.

Vocabulary

night, day, sun, moon, star,
think

Up in the sky,

late at ¹ _____,

you can see stars,

shining bright.

They twinkle and shine

far away,

but where do they go

in the ² _____ ?

Vocabulary

shine: when the light is bright
and clear

Listening Tip

Can you hear any words with
the same sounds?

Say them out loud.

2 Listen

Listen to the poem again.
Which words are missing?
Circle the correct words.

1 day / night

2 day / night



3 Talk

What can you see in the sky at night?
Use the words in the box to help you.

You can see stars.

bats planets stars sun moon clouds planes



4 Talk

Look at the sky in the day or at night.
What do you see?
What do you think when you look at the sky?
Make notes below. Then tell your partner.

My notes

I see... _____

I think... _____

Lesson 10: Review

Key Language

Unit 8 language

Vocabulary

Unit 8 vocabulary

1 Vocabulary

Write the words under the correct pictures.

day night moon star clock



1 _____ 2 _____ 3 _____ 4 _____ 5 _____

2 Read

Read about Ali and answer the questions.

My name is Ali. I get up at six o'clock every day. I eat breakfast and I go to school at half past seven. After school, I go home and do my homework. I go to bed at nine o'clock.



1 What time does Ali get up?



2 What time does Ali go to school?



3 Write

Answer the questions.

1 What time do you get up?

2 What time do you go to school?

4 Practice

Circle the correct words.

1 I get up **at** / **on** six o'clock.

2 I play sports **at** / **on** Saturday.

3 I go to bed **at** / **on** ten o'clock.

4 I play games **at** / **on** Tuesday.

5 Talk

Can you name any animals that come out at night?
How do they move?



Hedgehogs come out
at night.

They move quietly.

quickly slowly quietly loudly

6 Talk

What do you see in the sky at night?

I see stars.



Unit 9: Look closer

Lesson 1: Shapes

1 Vocabulary

Match the words to the shapes.

circle

oval

triangle

a

b

c

d

e

f

star

square

rectangle

Key Language

Adjectives
There are **two red** stars.

Vocabulary

circle, square,
rectangle, oval, star,
triangle

2 Talk

How many shapes do you see in your classroom?
Count with a partner.



3 Listen Track 68

Listen to Saif talk about his classroom.
What can he see? Circle a or b.

a

b

4 Listen

Play the game in groups with one book.
Put your hands on your head.
Listen to the teacher. Touch the square and repeat.
The first person to touch the square gets 1 point.


Language Tip

number + colour + noun

Two green squares



Two green triangles.



5 Talk

Play the game again.
Take turns saying the shapes for your group.

My points:

Lesson 2: What do you see?

1 Talk

Look at the pictures.
What do you see?

Key Language

Prepositions of place
The book is **on** the desk.

Vocabulary

shape, tree, grass, car,
house, road



Vocabulary



2 Talk

How many shapes do you see in the pictures?



I see four circles.

3 Read

Match the texts to the pictures in 1.

A Picture ____

A mother and daughter are standing in front of a big pyramid. It's a sunny day.

B Picture ____

A student is at her desk.
She is looking at different countries on a globe.

C Picture ____

A woman is in her car.
She is driving on a road.
There is a house on the grass.

Vocabulary



4 Read

Follow the instructions and draw below.

Draw a house on the grass.
Draw a boy in front of the house.
Draw a car on the road.
Draw a man in the car.



Lesson 3: Language focus

Key Language

Prepositions of place
The boy is **on** the bridge.

Vocabulary

river, bridge, duck, water, beach, boat, ball, umbrella

1 Vocabulary

Match the words to the pictures.

under

on

in



1



2



3

2 Listen Track 69

Listen and write the correct words.

under in on

1 The ducks are _____ the water.

2 The girl is playing _____ the grass.

3 The mother is _____ the tree.



3 Talk

Play a game with your partner.
Take turns hiding objects in your classroom.
Ask, 'Where is the _____?'

Where is the book?



It's under the table!



4 Read

Look at the picture and answer the questions.

- 1 Where is the girl? a) on the bridge **b) on the grass**
- 2 Where are the ducks? a) in the water **b) on the bridge**
- 3 Where is the boy? a) on the bridge **b) under the bridge**
- 4 Where is the mother? a) on the tree **b) under the tree**



5 Talk

Look at the picture of a beach.
Ask and answer, 'Where is...?'

Where is...?

It's under / on / in the ...



Lesson 4: Bugs and flowers

Key Language

With
It's a flower **with** spots.

Vocabulary

stripes, spots, bug,
flower, big, small

1 Vocabulary

Look at the boxes.

How many spots are there?

How many stripes are there?



A



B

2 Talk

Look at the flowers.

How many flowers have spots?

How many flowers have stripes?



3 Listen Track 70

Listen to Amna talk about her favourite flower.

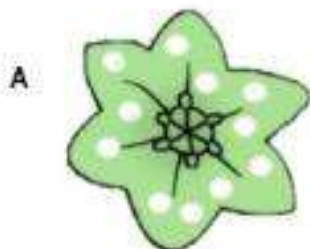
Find it and circle it.



My favourite flower is big and yellow. It's a flower with spots.


4 Talk Track 71

Listen to Amna talk about a flower she doesn't like.
Which one is it?



5 Talk

Describe a flower to your partner.
Your partner should listen and draw.



Speaking Tip

Describe a flower:

What colour is it?

How many stripes or spots does it have?

Is there a bug on it?



It's a yellow flower with ten spots.
It has a bug on it.



Lesson 5: Barbecue party

Key Language

Prepositions of place
Ali is **next to** Jamal.

Vocabulary

barbecue, picnic, seat,
table, friend

1 Vocabulary

Match the words to the pictures.

opposite

next to

behind



2 Read

Read about Ali's barbecue party.
Answer the questions.

Ali is having a party. There are five guests:
Omar and Khalid are brothers. Jamal is their cousin.
Tariq is Ali's friend. Ghalib is Tariq's cousin.



1 How many people are at the party?

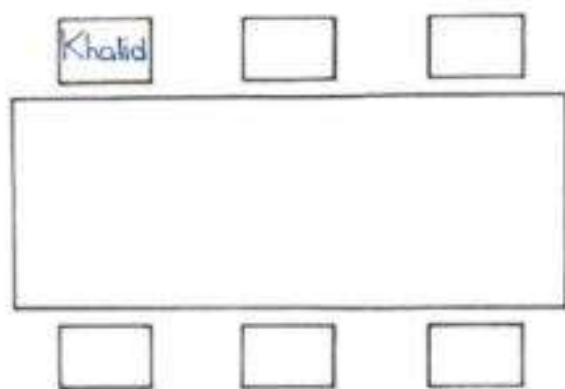
2 What are their names?



3 Read

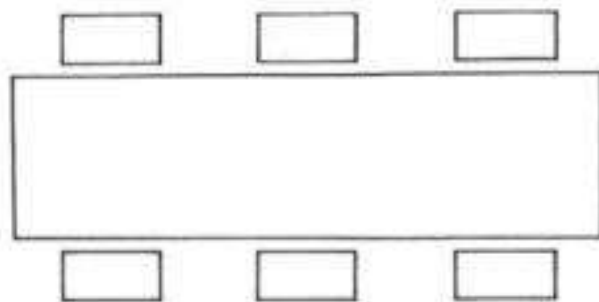
Read the table plan for Ali's party.
Write the names in the correct seats.

- 1 Ali is sitting opposite Khalid.
- 2 Omar is next to Khalid.
- 3 Jamal is next to Omar.
- 4 Tariq is opposite Omar.
- 5 Ghalib is opposite Jamal.



4 Read

Imagine your class is having a picnic. Make a table plan for your group.
Write the names below.



Writing Tip

Names always start with a capital letter.

Tariq

5 Write

Write three sentences about your table in 4.

- 1 _____ is next to _____.
- 2 _____ is next to _____.
- 3 _____ is opposite _____.

Lesson 6: Language focus

Key Language

Connecting words
I like flowers **and** bugs.

Vocabulary

tree, animal, garden,
colour, fast, crawl

1 Talk

Does your school have a garden?
What's in the garden?



2 Listen Track 72

Listen and write the correct words.

and

but

and

In the garden

What's in the garden?

There are flowers ¹ _____ bugs.

The flowers are nice and colourful.

The bugs are small ² _____ fast.

They crawl and fly around the flowers.

I like flowers, ³ _____ I don't like bugs.



3 Talk

Do you like bugs?
Do you like flowers?
Circle your answer.



I like flowers and bugs.

I like flowers, but I don't like bugs.

I like bugs, but I don't like flowers.

I don't like flowers or bugs!

And or but

Anna likes flowers **and** bugs.

I like flowers, **but** I don't like bugs.

4 Practice

Write the correct word, *and* or *but*.

1 I like flowers and trees.



2 I like animals, _____ I don't like bugs.



3 This flower is pink _____ yellow.

4 This bug is red _____ black.



5 Write

Complete the sentences about you.

I like _____ **and** _____.

I like _____, **but** I don't like _____.



Lesson 7: Amazing animals

Key Language

Can / can't
Penguins **can** swim, but they **can't** fly.

Vocabulary

animal, swim, fly, bird, duck, horse, park

1 Talk

Look at the picture of a park.
How many animals are there?
Can you name them?



2 Vocabulary

Match the words to the pictures.

duck

penguin

horse

flamingo



A



B



C



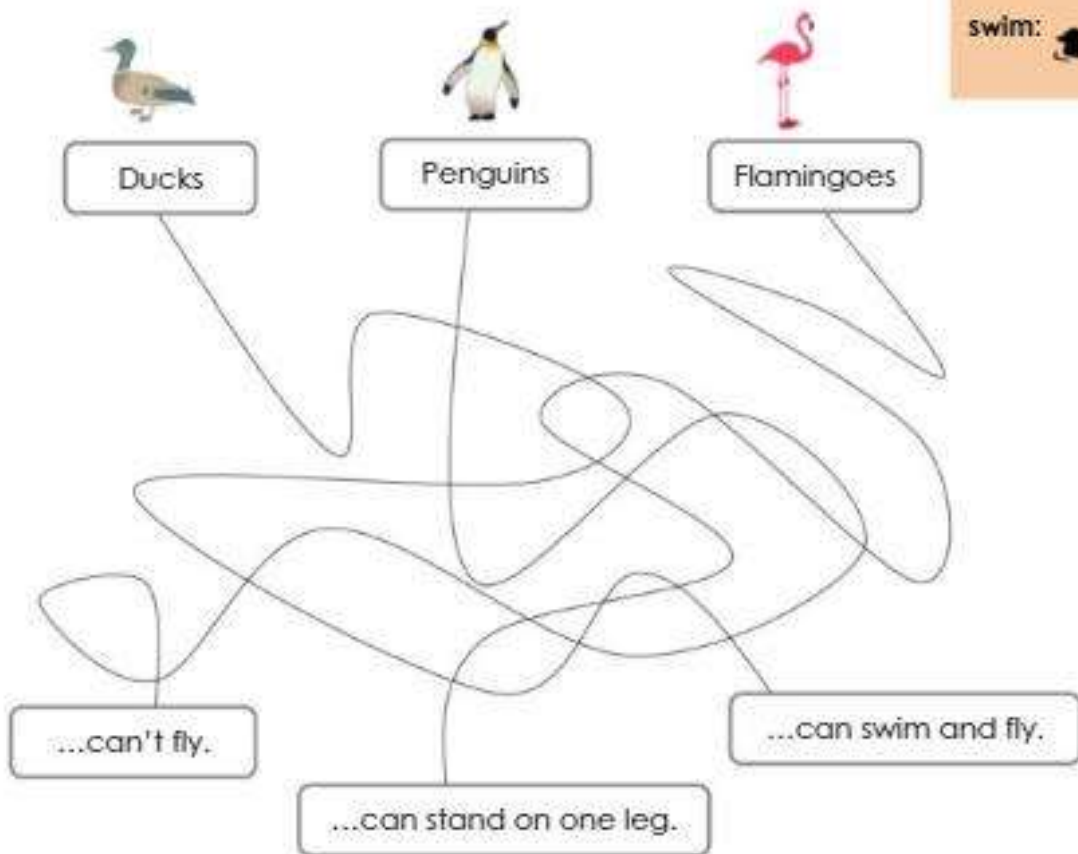
D

3 Talk

Look at the animals in 2. Which one doesn't match the others? Why?

4 Read

What can the birds do?
Follow the lines to find the answers.



Vocabulary

fly:

swim:

5 Talk

Ask your partner the questions.
Circle their answers.

Question	Answer
Can you swim?	Yes, I can. / No, I can't.
Can you stand on one leg?	Yes, I can. / No, I can't.
Can you fly?	Yes, I can. / No, I can't.

Lesson 8: Amazing birds

1 Read

Answer the questions.

1 What do you know about birds?

2 Can all birds fly? Where can you find the answer in the text?

Key Language

All, most and some
All birds lay eggs.

Vocabulary

egg, bird, all, most, some, nest

Birds

All birds lay eggs and all birds have feathers.

Swimming

Some birds can swim, like ducks and flamingoes.

Flying

Most birds can fly, but some birds can't. Penguins can't fly, but they can swim.

Making nests

Most birds make nests for their eggs.

Some birds don't make nests. They lay eggs on the ground.

Vocabulary

feather:



nest:



2 Read Track 73

Listen and read.

What did you learn?

Language Tip

all



most



some



3 Read

Read the text again.
Answer True or False.

- 1 Most birds lay eggs.
- 2 Some birds can swim.
- 3 Some birds can't fly.
- 4 Most birds make nests.

True / **False**

True / False

True / False

True / False

Reading Tip

The text says:
All birds lay eggs.

4 Practice

Complete the sentences.

All birds _____.

Most birds _____.

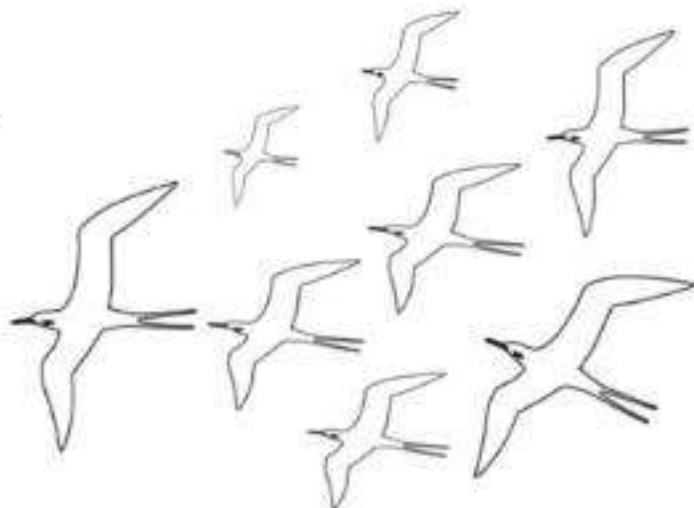
Some birds _____.



5 Read

Follow the instructions and colour the birds.

- 1 Colour all the birds yellow.
- 2 Draw stripes on some of the birds.
- 3 Colour some of the stripes red.



Lesson 9: Secret messages

Key Language


With / without
Write a message **with**
code.

Vocabulary

letter, dot, line, secret,
send a message

1 Talk

Look at the picture.
What do you see?



Sending messages

A long time ago, there weren't any phones or computers. So how did people send messages? People gave letters to messengers. The messengers used camels to send the messages. Some people wrote messages with secret codes.

Vocabulary

messenger: a person
who sends a message

2 Read

Read the text.
How did people send messages?

3 Read

Read about the number code.
Use the number code to write
the secret message below.

13 11 33 15 32

c a m e l

45 23 24 44 24 44 11

44 12 13 43 15 45 33 15 44 44 11 22 15.

Number code

In this code, you change a letter to a number.

Find A and look at the numbers.

What is the secret code?

The secret code for A is 11.


1	A	B	C	D	E
2	F	G	H	I	J
3	K	L	M	N	O
4	P	Q	R	S	T
5	U	V	W	X	Y
	1	2	3	4	5

4 Read

Read about the picture code.
Write the secret word below.



book



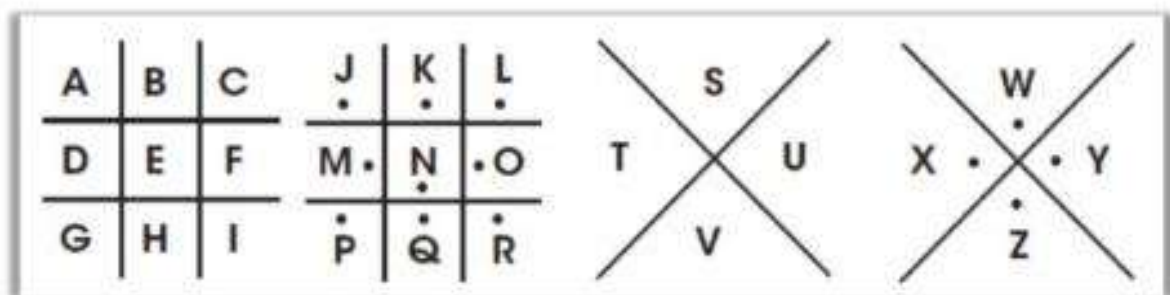
Picture code

This code uses lines and dots.

Find the letter you need.

Draw the part of the picture with the letter in it.

Look at the example to help you.



5 Write

Write a secret message below.

My message with code:

My message without code:

Lesson 10: Review

Key Language

Unit 9 language

Vocabulary

Unit 9 vocabulary

1 Vocabulary

Write the words under the correct pictures.

bird horse camel flower bug



1 _____ 2 _____ 3 _____ 4 _____ 5 _____

2 Talk

Look at the picture.
What do you see?

I see birds and trees.



How many bugs are there?



3 Practice

Write the correct word, *and* or *but*.

and

but

and

and

1 Amal likes flowers and bugs.

2 I like flowers, _____ I don't like bugs.

3 Bugs are small _____ cute.

4 We like trees _____ flowers.



4 Read

Look at the picture and answer the questions.



1 Where is the girl?

a) on the bridge **b) on the grass**

2 Where is the boy?

a) on the bridge b) under the bridge

3 Where are the ducks?

a) in the water b) on the bridge

4 Where is the mother?

a) under the tree b) on the tree

Word lists

Unit 8

bat	noun	night	noun
clock	noun	o'clock	adverb
cloudy	adjective	planet	noun
cold	adjective	rocky	adjective
cool	adjective	sand	noun
day	noun	sandals	noun
do my homework	phrase	Saturday	noun
dress	noun	shoes	noun
dry	adjective	star	noun
early	adverb	sun	noun
ears	noun	Sunday	noun
Earth	noun	swim	verb
eat breakfast	phrase	T-shirt	noun
eat dinner	phrase	think	verb
fish	noun	Thursday	noun
fly	verb	top	noun
Friday	noun	trousers	noun
get up	verb	Tuesday	noun
grey	adjective	turtle	noun
head	noun	walk	verb
hedgehog	noun	warm	adjective
hot	adjective	watch TV	phrase
ice	noun	wear	verb
jacket	noun	Wednesday	noun
jump	verb	wet	adjective
legs	noun		
lion	noun		
Monday	noun		
moon	noun		
move	verb		

Unit 9

all	pronoun	most	pronoun
animal	noun	nest	noun
ball	noun	oval	noun
barbecue	noun	park	noun
beach	noun	picnic	noun
big	adjective	rectangle	noun
bird	noun	river	noun
boat	noun	road	noun
bridge	noun	seat	noun
bug	noun	secret	noun
car	noun	send a message	phrase
circle	noun	shape	noun
colour	noun	small	adjective
crawl	verb	some	pronoun
dot	noun	spots	noun
duck	noun	square	noun
egg	noun	star	noun
fast	adjective	stripes	noun
flower	noun	swim	verb
fly	verb	table	noun
friend	noun	tree	noun
garden	noun	triangle	noun
grass	noun	umbrella	noun
horse	noun	water	noun
house	noun		
letter	noun		
line	noun		

Unit 8

Prepositions of time: on, at

We use *at* before times.

We use *on* before days.

Examples:

*I get up **at** six o'clock.*

*I go to the beach **on** Saturday.*

Adverbs of manner

Adverbs can tell us how something or someone moves.

Examples:

*Turtles are slow. Turtles walk **slowly**.*

Adjectives		Adverbs
slow	→	slowly
quick	→	quickly
quiet	→	quietly
loud	→	loudly

Unit 9

Prepositions of place

These words tell us where things are.

on



in



under



Examples:

*The ball is **in** the box.*

*The ball is **under** the table.*

Connecting words: and, but

These words join words and sentences.

We use *and* to join two words or sentences.

We use *but* to say something different or surprising.

Examples:

*Omar likes apples **and** bananas.*

*I like apples, **but** I don't like bananas.*