

تم تحميل هذا الملف من موقع المناهج الإماراتية



\*للحصول على أوراق عمل لجميع الصفوف وجميع المواد اضغط هنا

<https://almanahj.com/ae>

\* للحصول على أوراق عمل لجميع مواد الصف الخامس اضغط هنا

<https://almanahj.com/ae/5>

\* للحصول على جميع أوراق الصف الخامس في مادة لغة انجليزية وجميع الفصول, اضغط هنا

<https://almanahj.com/ae/5>

\* للحصول على أوراق عمل لجميع مواد الصف الخامس في مادة لغة انجليزية الخاصة بـ اضغط هنا

<https://almanahj.com/ae/5>

\* لتحميل كتب جميع المواد في جميع الفصول للـ الصف الخامس اضغط هنا

<https://almanahj.com/ae/grade5>


للتحدث إلى بوت المناهج على تلغرام: اضغط هنا

[https://t.me/almanahj\\_bot](https://t.me/almanahj_bot)

# English booklet

## Unit Three :

## Food and drink



My name is .....


Grade 5 section .....

*Done by : Grade five teachers*



## Unit Three

Word	Meaning	Word	Meaning
Vegetables	خضار	Made of Made from	مصنوع من
Fruit	فواكة	Stone	حجر
Dairy products	منتجات الالبان	A bootle of	قنينة من
Grain	حبوب	A can of	علبة من
Protein	البروتينات	A cartoon of	علبة كرتون من
Sandwich	ساندويش	A cup of	كوب من
Meat	لحم	A loaf of	قرص من
Salad	سلطة	A packet of	حزمة من
Carrot	جزر	A tub of	
Onion	بصل	A few	قليل من
Dates	تمر	A little	شي من
Apple	تفاح	Many	كثير
Cococnut	جوز الهند	A lot of	كثيرا من
Black beans		Plenty of	متسع من
Rice	الارز	Chocolate	شو كولاته
Chopsticks	عيدان الاكل	Beans	حبوب
Some	بعض	Pod	قرن
Any	اي		
Food	طعام	Knife	سكين
Drink	شراب	Oven	فرن
Paper	ورق	Box	صندوق او وعاء
Metal	معادن	Growing	نمو
Wood	خشب	Farming	زراعة
Plastic	بلاستيك	Fermentation	تخمير
Reuse	اعادة استخدام	Manufacturing	تصنيع
Recycle	اعادة تدوير	Product	منتج
Containers	حاويات	Firstly	اولا





## Unit Three

Word	Meaning
Then	بعد ذلك
Next	لاحقا
Finally	اخيرا
Bread	خبز
Yeast	خميرة
Ingredients	مكونات
Salt	ملح
Seed	بذور
Knead	يعجن
Mix	اخلط
Add	اضف
Cook	اطبخ
Loaf	قالب
Coffe	قهوة
Tea	شاي
Cooking oil	زيت للطبخ
Butter	زبدة
Generous	كريم
Helpful	يقدم المساعدة
Selfish	اناني
Greedy	طماع
Lazy	كسول
Hardworking	نشيط في العمل
Me too	انا ايضا
Yes you are right	نعم انت على حق
I dont agree	لا او افكك
I think the oppisite	اعتقد العكس
And so does	وهو كذلك
Agree with	او افق
Feel the same about	اشعر بنفس الشعور
Every body in the group	كل من في المجموعه
Nobody in the group	ولا احد في المجموعه
Some people	بعض الناس





Vegetables	fruit	Dairy products	grains	protein
----- ----- ----- -----	----- ----- ----- -----	----- ----- ----- -----	----- ----- ----- -----	----- ----- ----- -----

## Vegetables


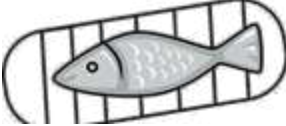

Salad	carrot	onion	Black beans
----- ----- ----- -----	----- ----- ----- -----	----- ----- ----- -----	----- ----- ----- -----

## fruit

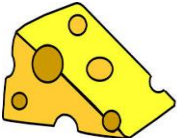

orange	apple	coconut	dates	banana
----- ----- ----- -----	----- ----- ----- -----	----- ----- ----- -----	----- ----- ----- -----	----- ----- ----- -----




**protein**

<p><b>meat</b></p> 	<p><b>fish</b></p> 	<p><b>Chicken</b></p> 
<p>----- ----- ----- -----</p>	<p>----- ----- ----- -----</p>	<p>----- ----- ----- -----</p>

**Diary product**

<p><b>cheese</b></p> 	<p><b>milk</b></p> 
<p>----- ----- ----- -----</p>	<p>----- ----- ----- -----</p>

**grains**

<p><b>rice</b></p> 
<p>----- ----- ----- -----</p>



We use **an** before words which begin with U, A, E, I, O

We use **a** before words which begin with the other letters .



-- apple

-- egg

-- carrot

-- melon

-- banana

-- cookie

-- orange

-- onion

-- pear

-- tomato

-- lemon

-- Ice-cream



Some :

- \*Countable noun = There are some carrots.
- \*Uncountable noun = There is some sugar.
- \*Polite questions = would you like some tea?

Any

- \*Countable noun (negative) = There aren't any carrots.
- \*Uncountable noun (negative) = There isn't any sugar.
- \*Questions = Is there any sugar?

# Write some or any :

- 1- I don't have .....apples .
- 2- There are.....eggs on the table.
- 3- would you like .....fruit ?
- 4- My friend wants .....olives.
- 5- Is there .....cheese sandwich?
- 6- There isn't .....rice.
- 7- I want .....strawberries .
- 8- Are there .....onions ?
- 9- There are .....dates in the kitchen.
- 10- There is .....water.
- 11- There isn't .....lemon juice.
- 12- Would you like .....vegetable soup?



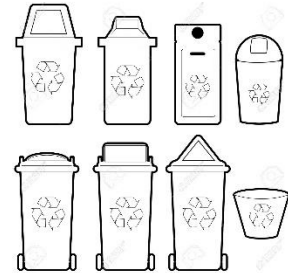


# Unit Three

# Lesson 3+4

•Read and write the words under the pictures

wood	containers	recycle	plastic	metal	paper
------	------------	---------	---------	-------	-------



## Read and match






**A. Fill in the blanks.**

packet	cans	tubs	loaves
carton	bottles	can	packets

- A .....of soda.
- Four ..... of bread.
- Five .....of ice cream.
- Two.....of coconut water.
- A .....of chips.
- A..... of apple juice.

**What will you buy for your party?**





## Quantifiers Rule and description

**Many** How many coins do you have?

**Few** Take a few coins from my pocket.

**Countable**

للكمية  
المعدودة  
many/  
كثيرا  
Few/  
قليلا

**A lot**  
**Lots of**

**Plenty of**

تعني الكثير  
من  
للكمية  
المعدودة و  
الغير  
معدودة

**Much** How much money do you have?

**Little** He spends a little money on bying books.

**Uncountable**

للكمية الغير  
معدودة  
Much /  
كثيرا  
Little /  
قليلا



# Quantifiers

Fill in the blanks with the appropriate quantifier. There may be more than one choice.

a few

a little

a lot of



We have got \_\_\_\_\_ cheese.



We have got \_\_\_\_\_ sugar in the bowl.



We have got \_\_\_\_\_ milk in the fridge.

We have got \_\_\_\_\_ bottles of milk in the fridge.



We have got \_\_\_\_\_ honey in the bowl.



There are \_\_\_\_\_ plates on the table.



Mr. Dinç has got \_\_\_\_\_ students.



## QUANTIFIER WORKSHEET (2)

Description : Quantifiers

Aims : Practicing quantifiers "a few/a little / a lot of / some / many / much / any"

Cross out the wrong alternative:

Ex.

<del>a little</del>	a few
---------------------	-------

We have got \_\_\_\_\_ oranges.

1.

a little	a few
----------	-------

We have got \_\_\_\_\_ money.

2.

a lot of	much
----------	------

She has got \_\_\_\_\_ friends.

3.

much	many
------	------

How \_\_\_\_\_ cheese is there in the fridge?

4.

a lot of	much
----------	------

Hasn't Mrs. Aktepe got \_\_\_\_\_ children?

5.

some	many
------	------

They have got \_\_\_\_\_ butter in the tub.

6.

a few	any
-------	-----

Mr. Blank hasn't got \_\_\_\_\_ grandchildren.

7.

much	many
------	------

I haven't got \_\_\_\_\_ money this month.

8.

a little	a few
----------	-------

Gary has got \_\_\_\_\_ pencils in his pencil box.



# Unit Three

# Lesson 8

Write the words under the correct pictures

Chocolate - beans - pod - knife - over - box - growing - farming - fermentation - manufacturing - product

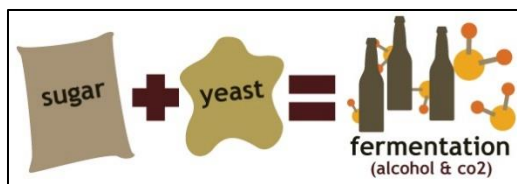




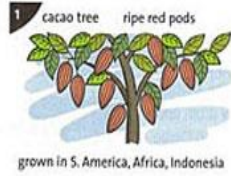
Illustration by Chris Gash





What are the steps of making chocolate ?

First,



Next,



Then,



Last,





- 1- Chocolate is made from beans which grow in pods on a cocoa tree. These beans are grown where it is warm all year round.
- 2- The beans are usually farmed two times a year. The workers use a long stick with a large knife to cut the pods down. They open the pods with their hands, so that the beans inside don't break.
- 3- Next is the fermentation stage. The beans are put into wooden boxes and are covered with banana leaves for a week. Then they are dried in the sun for another week. After that, they go to the factory.
- 4- In the factory, the beans are cooked in big ovens. Then the shells are cracked and the inside part is made into a mixture. The mixture is made sweet with sugar, butter and milk. When the mixture is cold, we have the final product - chocolate!

Match the paragraph with the correct idea

Paragraph 1	fermentation
Paragraph 2	Growing
Paragraph 3	farming
Paragraph 4	Manufacturing

Answer the questions below

1-What is the chocolate made from?

---

2- What happen in the formation stage?

---

3- Where do the beans cooked?

---

Match the vocabulary with correct sentence:

beans- pod -oven -Finally - growing

- 1- Chocolate is made from----- which grow in pods on a cocoa tree
- 2- The workers use a long stick with a large knife to cut the \_\_\_\_\_ down.
- 3- the beans are cooked in big \_\_\_\_\_.
- 4- \_\_\_\_\_ we make the chocolate cold.






# Unit Three

# Lesson 9

Write the words under the correct pictures

Ingredient - bread - salt - seeds- yeast - knead - mix - add-  
cook - leaf -cooking- tea - coffee- oil - butter



*Use the present simple passive to complete the sentences*

**Use of English**

**Present Simple Passive**

When we say what **people and things do**, we use the active form of the verb (**grow, use**).

When we say what **happens to people and things**, we use the passive form (**are put, are cooked**).

**Active:** The workers **use** a knife to cut down the pods.

**Passive:** A knife **is used** to cut down the pods.

The Present Simple Passive is often used to talk about processes.

1. Many people read this writer's articles.

-----

2. Kids always eat candies.

-----

3. She pays a lot of money.

-----

4- They don't help you.

-----

5- He doesn't open the book.

-----



Read and match

generous



helpful



selfish



greedy



Lazy



hardworking



Write four sentences, each sentences must use

( never - always )

1. ....

2. ....

3. ....

4. ....