

## شكراً لتحميلك هذا الملف من موقع المناهج الإماراتية



## أسئلة تدريبية اختبار القياس الدولي IBT

[موقع المناهج](#) ⇨ [المناهج الإماراتية](#) ⇨ [الصف الخامس](#) ⇨ [لغة انجليزية](#) ⇨ [الفصل الثاني](#) ⇨ [الملف](#)

تاريخ نشر الملف على موقع المناهج: 16:27:36 2024-01-18

## التواصل الاجتماعي بحسب الصف الخامس



## روابط مواد الصف الخامس على تلغرام

[الرياضيات](#)

[اللغة الانجليزية](#)

[اللغة العربية](#)

[التربية الاسلامية](#)


## المزيد من الملفات بحسب الصف الخامس والمادة لغة انجليزية في الفصل الثاني

<a href="#">حل أسئلة الامتحان النهائي - العام</a>	1
<a href="#">أسئلة الامتحان النهائي - أكسس</a>	2
<a href="#">حل أوراق عمل تحضير للامتحان</a>	3
<a href="#">مراجعة امتحانية نهائية</a>	4
<a href="#">ملخص تعريفي بمفردات امتحان القراءة والقواعد المستوى 3.1 - عام</a>	5

English (E2)

# IBT Sample Questions


# Hobbies




Penny

I like to go to the cinema with my mum. We like movies that make us laugh.

Tennis is my favourite game. I can run around the tennis court for hours.




Noah



Tarli

I enjoy painting. I paint pictures of animals.

I play computer games with my sister. I always beat her. It makes me so happy!



Kris

**1** Who plays sport?

- A** Penny
- B** Noah
- C** Tarli
- D** Kris

**2** Who likes art?

- A** Penny
- B** Noah
- C** Tarli
- D** Kris

**3** What does Kris like most about his hobby?

- A** winning the games
- B** watching his sister play
- C** typing on a computer
- D** playing with friends

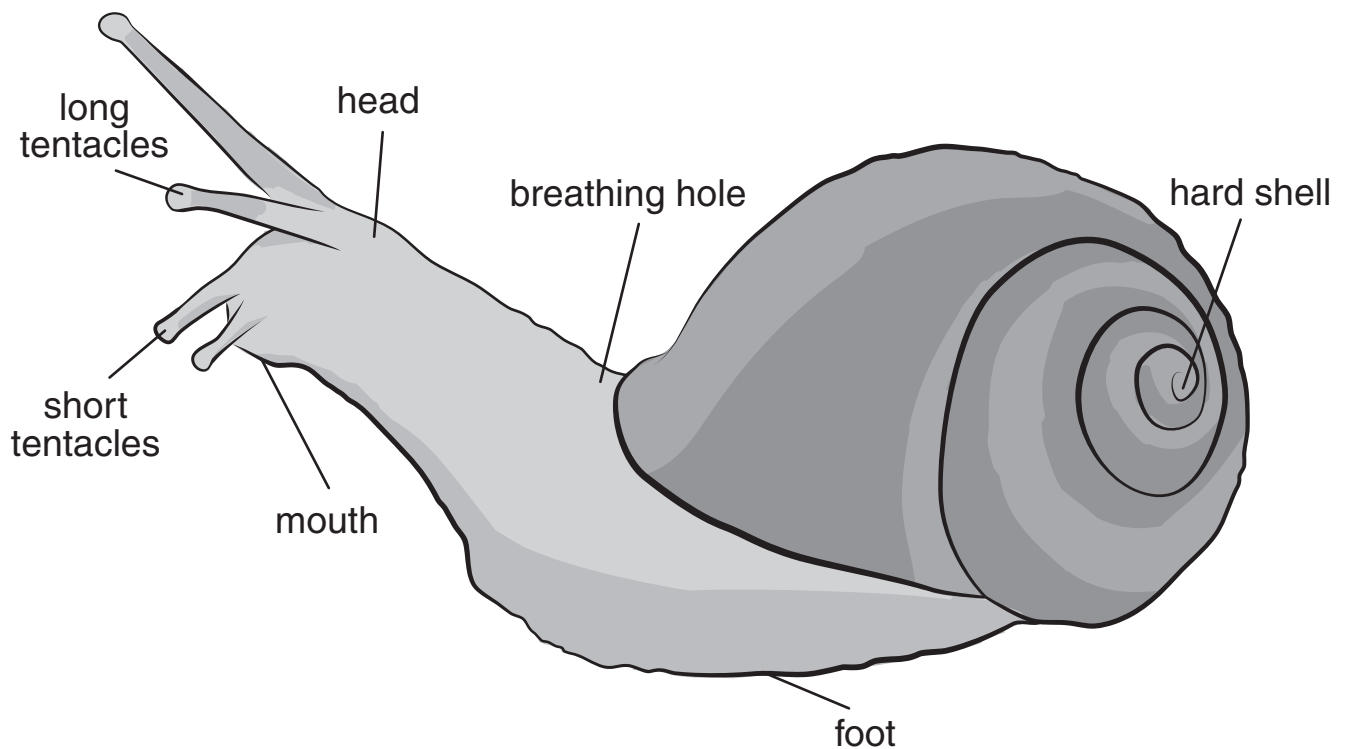
**4** Which word best describes Noah?

- A** fit
- B** brave
- C** clever
- D** kind

**5** Who does Penny watch movies with?

- A** her sister
- B** her mother
- C** her father
- D** her brother

# Snail



Snails come out after rain. They look for old leaves to eat. The snail makes slime to help it to slide along on its thick, soft foot.

Snails use their two short tentacles for smelling and touching things. They have a tiny eye at each end of their long tentacles.

When a snail thinks it is in danger it will hide in its shell. While it is in its shell, the snail sometimes makes froth to scare off its attackers.

- 6** A snail uses its long tentacles to
- A** eat.
  - B** see.
  - C** smell.
  - D** touch.
- 7** Slime helps a snail to
- A** eat leaves.
  - B** hide in its shell.
  - C** scare off attackers.
  - D** move along the ground.
- 8** What can a snail do to frighten an enemy?
- A** make froth
  - B** make a nasty smell
  - C** come out of its shell
  - D** wave its long tentacles
- 9** The hole that a snail breathes through is
- A** on its foot.
  - B** near its mouth.
  - C** on its back near the shell.
  - D** between the two long tentacles.
- 10** Why do snails look for leaves?
- A** Leaves are snails' food.
  - B** Snails like to slide on leaves.
  - C** Leaves are used in snails' homes.
  - D** Snails drink rainwater from leaves.

Choose the best word(s) for each blank space.

### Where's Jenny?

Amit 11 for his little sister, Jenny. He knew Jenny 12 call out soon – it was impossible for her to hide 13 more than a few minutes. But today, Jenny was nowhere 14 seen. She had 15 asleep in the toy box!

**11** Choose the best option for space 11.

- A look
- B looking
- C was looking
- D was looked

**12** Choose the best option for space 12.

- A can
- B could
- C will
- D would

**13** Choose the best option for space 13.


- A in
- B on
- C for
- D with

**14** Choose the best option for space 14.

- A to be
- B will be
- C had been
- D was being

**15** Choose the best option for space 15.

- A fell
- B fall
- C felled
- D fallen



Choose the best option for each blank space.

### The Farm

\_\_\_\_\_ **16** \_\_\_\_\_ is a holiday in my country. \_\_\_\_\_ **17** \_\_\_\_\_ going to visit my uncle at his farm.

He has \_\_\_\_\_ **18** \_\_\_\_\_.

I like to ride on my \_\_\_\_\_ **19** \_\_\_\_\_. My favourite horse is a brown one \_\_\_\_\_ **20** \_\_\_\_\_.

**16** Choose the best option for space 16.

- A Next Friday
- B Next Friday,
- C Next friday
- D Next friday,

**17** Choose the best option for space 17.

- A Were
- B We're
- C Wer'e
- D Were'

**18** Choose the best option for space 18.


- A cows horses goats and some rabbits
- B cows, horses goats and some rabbits
- C cows horses, goats and some rabbits
- D cows, horses, goats and some rabbits

**19** Choose the best option for space 19.

- A uncles horses
- B uncle's horses
- C uncles horse's
- D uncle's horse's

**20** Choose the best option for space 20.

- A called jimmy
- B called, jimmy
- C called Jimmy
- D called, Jimmy






# Geckos

Geckos are small lizards that live in warm climates. The name 'gecko' comes from the chirping sound they make.

Here are some interesting features of the gecko.



## Eyes

Most geckos do not have eyelids so they cannot blink. They lick their eyes to keep them clean.

## Skin

Geckos shed their skin regularly. They use their mouths to peel away the skin, and then they eat it.

## Feet

Geckos have special toe pads on their feet that are covered in tiny hairs. These pads help geckos climb up the walls of houses and across ceilings. Geckos can even stick to very smooth surfaces like glass.

## Tail

Geckos store fat in their tails in the same way that camels store fat in their humps. They use the fat as food when hungry. If a gecko is attacked, it can detach its tail and run away. The tail will continue to wriggle, tricking the predator. For some species of gecko, the tail will grow back after a few months.

- 21** How do geckos get their name?
- A** from the food they eat
  - B** from the way they walk
  - C** from the noise they make
  - D** from the places they climb
- 22** How do most geckos keep their eyes clean?
- A** by swimming with their eyes open
  - B** by shedding a layer of skin
  - C** by blinking their eyes fast
  - D** by using their tongue
- 23** According to the text, which feature will help a gecko cling to a smooth surface?
- A** tiny hairs
  - B** sticky skin
  - C** sharp claws
  - D** wiggly tail
- 24** Why are camels mentioned in this text?
- A** They attack and eat geckos.
  - B** They have similar toe pads to geckos.
  - C** They live in the same places as geckos.
  - D** They store fat in a similar way to geckos.
- 25** How might a gecko escape from an animal that is trying to eat it?
- A** by changing its skin colour
  - B** by making a chirping sound
  - C** by leaving its tail behind
  - D** by peeling away its skin

Choose the correctly spelt word for each blank space.

**Sweets**

I like to eat 26 and other sweet things.

I like to dip biscuits in chocolate 27.

I like ice 28 and donuts.

My mother tells me it is not 29 to eat sweets.

She tells me to eat more 30 instead.

**26** Choose the best option for space 26.

- A caek
- B cake
- C caik
- D caike

**27** Choose the best option for space 27.

- A sorce
- B sawse
- C sauce
- D sauws

**28** Choose the best option for space 28.


- A cream
- B creem
- C creim
- D criem

**29** Choose the best option for space 29.

- A helthy
- B hellthy
- C healthy
- D heallthy

**30** Choose the best option for space 30.

- A frut
- B fruit
- C frute
- D froot



Replace the **bolded** words. The meaning of the text should remain the same.

### Jasmin

Jasmin is often **silent** in class.

She **enjoys** reading stories to herself.

Her favourite book is about a **weird** animal that **gathers** nuts in the winter.

She keeps the book in a special box **beneath** her bed.

**31** Select the best word to replace **silent**.

- A silly
- B rude
- C quiet
- D funny

**32** Select the best word to replace **enjoys**.

- A tries
- B likes
- C hates
- D starts

**33** Select the best word to replace **weird**.

- A big
- B noisy
- C strong
- D strange

**34** Select the best word to replace **gathers**.

- A eats
- B hides
- C grows
- D collects

**35** Select the best word to replace **beneath**.

- A on
- B near
- C under
- D beside



# Make a Wind Chime

It is easy and fun to make a wind chime and it sounds lovely in the breeze.

## Things you will need

- Ribbon (3 metres)
- Scissors
- Shells (or buttons, old house keys, or bottle tops)
- Stick (15 cm)

## Steps

1. Cut the ribbon into six equal pieces.
2. Take one piece of ribbon and tie it to the two ends of the stick. (You will use this loop to hang up the wind chime when it is finished.)
3. Tie shells all along each of the other five pieces of ribbon. If a shell has no hole, just wind the ribbon around it until it is secure.
4. Tie the five pieces of ribbon to the stick. The five ribbons must be close together so that the shells hit each other when the wind blows.
5. Hang your wind chime where it will catch a gentle breeze.



To make your wind chime more colourful why not use five different coloured ribbons!

**36** In which step do you first use the shells?

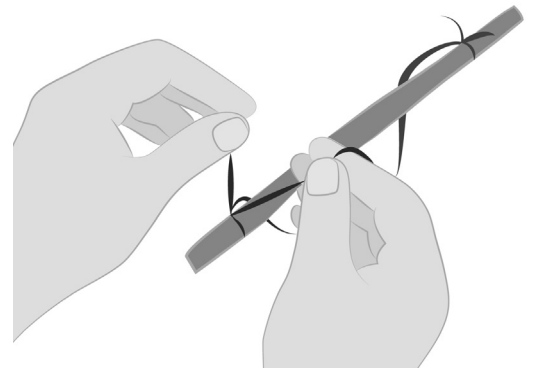
- A Step 1
- B Step 2
- C Step 3
- D Step 4

**37** According to the text, what can you do with the buttons?

- A Use them instead of shells.
- B Use them to decorate the shells.
- C Use them to keep the shells in place.
- D Use them to keep the ribbons on the stick.

**38** Which step does this picture show?

- A Step 1
- B Step 2
- C Step 3
- D Step 4



**39** Why must the five pieces of ribbon be tied close together?

- A so the ribbons look good
- B so the shells make sound
- C so the ribbons don't slip off the stick
- D so the wind chime can be hung up easily

**40** *To make your wind chime more colourful why not use five different coloured ribbons!*

What is this sentence?

- A the final step in making a wind chime
- B a warning about using your wind chime
- C a suggestion to improve your wind chime
- D an explanation of why people use wind chimes

This page has been deliberately left blank.

This page has been deliberately left blank.



