

تم تحميل هذا الملف من موقع المناهج الإماراتية



\*للحصول على أوراق عمل لجميع الصفوف وجميع المواد اضغط هنا

<https://almanahj.com/ae>

\* للحصول على أوراق عمل لجميع مواد الصف السادس اضغط هنا

<https://almanahj.com/ae/6>

\* للحصول على جميع أوراق الصف السادس في مادة تصميم ولجميع الفصول, اضغط هنا

<https://almanahj.com/ae/6design>

\* للحصول على أوراق عمل لجميع مواد الصف السادس في مادة تصميم الخاصة بـ الفصل الأول اضغط هنا

<https://almanahj.com/ae/6design1>

\* لتحميل كتب جميع المواد في جميع الفصول للـ الصف السادس اضغط هنا

<https://almanahj.com/ae/grade6>

للتحدث إلى بوت المناهج على تلغرام: اضغط هنا

[https://t.me/almanahj\\_bot](https://t.me/almanahj_bot)



## STUDENT SECTION

Name				Class	
Student MOE number (SIS)		School MOE Number		STUDENT SIGNATURE	
School name					

**PLEASE NOTE:** This **SAMPLE** paper is to guide students on question types **ONLY**, and not the content for the final end-of-term examination. The assessed units can be found in the Assessment Guide.

Design Technology  
SAMPLE EXAM PAPER  
Grades 4, 5, 6  
Term 1  
Date: November 2017  
Duration: 35 minutes

### TEACHER NOTES & INSTRUCTIONS

Please tick ✓ the correct answers in **RED INK** and then write the mark awarded in the marking columns. With multiple mark answers highlight where the mark is awarded by **underlining** or by using an extra tick.

### STUDENT INSTRUCTIONS –

Students must attempt **all** questions  
This is a **closed-book** examination.  
For this examination, you must have:

1. An ink pen – blue or black.
2. A pencil.

## FOR ADMIN ONLY



### MARKING RECORD

Section	Section TOTALS
Section 1	
Section 2	
Section 3	
Section 4	
MARKER SIGNATURE	TOTAL MARKS
MODERATOR SIGNATURE	

# SECTION 1 – Matching

Match the word to the picture. Write the matching letter in the correct box. The first one has been done for you. (2 marks each)

## Terms

<ul style="list-style-type: none"> <li><b>Example:</b> Character</li> </ul>	F
1. Character	
2. 	
3. 	

## Explanations

A person in a video game	F
Bar code	A
A person in a video game	B
Shrink	C

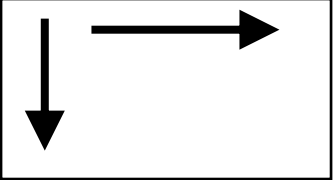



/ 6
-----

## SECTION 2 – Labelling

Label the icons with answers from the answer bank.

(2 marks for each blank)

(A) Shrink (B) Ground Tool (C) Record button (~~D) Direction of flow~~

	<p><u>(D) Direction of flow</u></p>
	<p>(Q1) _____</p>
	<p>(Q2) _____</p>
	<p><u>(Q3)</u> _____</p>

## SECTION 3 – Multiple Choice Questions

Choose and circle the correct answer for the images given below – A, B or C.  
(2 marks each)

**Example:**

What is this? →



- A) Edison
- B) EdComm Cable
- C) PC

1. Charles Babbage was:
  - A) a sportsman
  - B) an inventor
  - C) a librarian
2. Which of the following makes games more fun?
  - A) Zoom
  - B) Glow
  - C) Difficulty
3. What is a clone?
  - A) A copy
  - B) A sound
  - C) An image

/ 6

## SECTION 4 – True or False

Choose and circle the correct answer TRUE or FALSE.

(1 mark each)

**Example:**

The Edison robot can play music.

TRUE       FALSE

- |  |                            |                             |
|--|----------------------------|-----------------------------|
| 1. Edware is a piece of software.                                    | <input type="radio"/> TRUE | <input type="radio"/> FALSE |
| 2. You select New World in Kodu to create a new game.                | <input type="radio"/> TRUE | <input type="radio"/> FALSE |
| 3. Blocks will snap together in Scratch even if the syntax is wrong. | <input type="radio"/> TRUE | <input type="radio"/> FALSE |

**End of Examination**

**TOTAL**