

شكراً لتحميلك هذا الملف من موقع المناهج الإماراتية



حل الدروس الأول والثاني والثالث من الوحدة الثامنة

موقع المناهج ← المناهج الإماراتية ← الصف السادس ← لغة انجليزية ← الفصل الثاني ← الملف

التواصل الاجتماعي بحسب الصف السادس



روابط مواد الصف السادس على تلغرام

[الرياضيات](#)

[اللغة الانجليزية](#)

[اللغة العربية](#)

[التربية الاسلامية](#)

المزيد من الملفات بحسب الصف السادس والمادة لغة انجليزية في الفصل الثاني

[حل أسئلة الامتحان النهائي - حينرال](#)

1

[حل أوراق عمل مراجعة قراءة وقواعد](#)

2

[مراجعة قراءة وقواعد متبوعة بالإجابات](#)

3

[مراجعة نهائية امتحانية](#)

4

[مراجعة نهائية على قواعد الفصل الثاني](#)

5

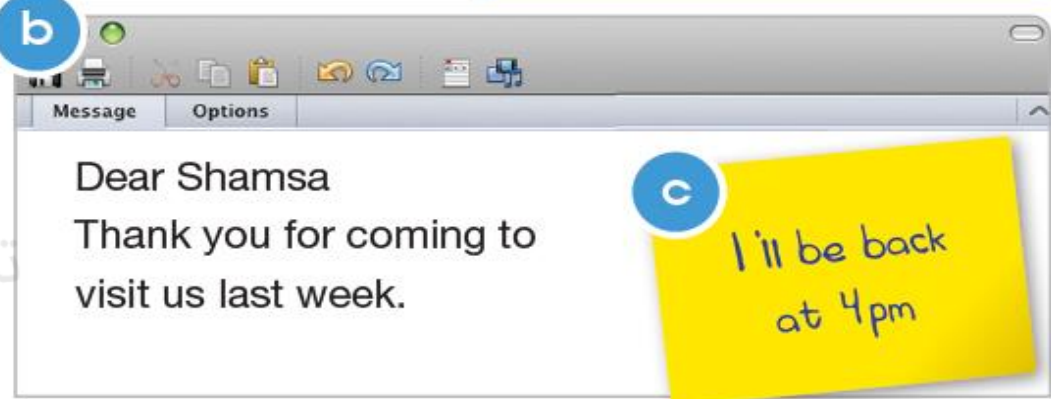
# Unit 8 - LESSON 1

## Lesson 1 Different ways to communicate

a



b




c

d



e





We communicate with people through speaking, writing and body language

**speaking:** chatting, shouting, whispering, laughing, crying

**writing:** emailing, texting, writing letters, writing notes, advertising, news reports

**body language:** eye contact, gestures, ways of sitting, standing.

# Vocabulary

موقع المناهج الإماراتية  
هذا الملف من

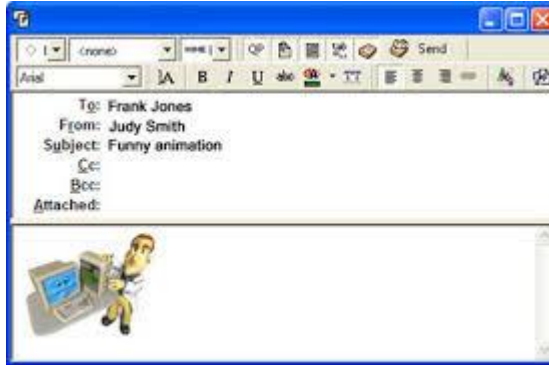
[Munahj.com/ae](http://Munahj.com/ae)



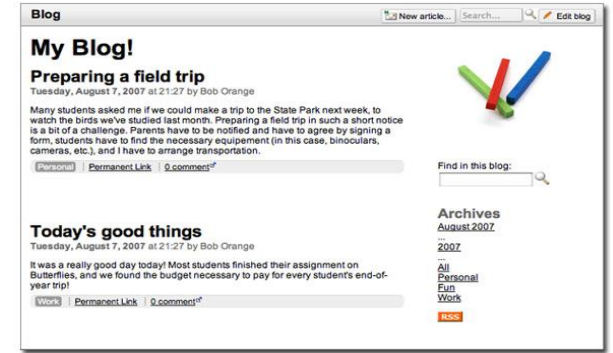
# Key vocabulary:



**communication**



**an email**



**a blog**



**a call**



**a note**




**a mobile phone**

Communication is sending and receiving information between two or more people.

2  Talk

Look at the pictures. What ways of communication can you see? When do people use these ways of communicating?



3  Word study

Match the verbs to the nouns to make verb/noun collocations. You can use the verbs more than once. raise your hand

raise send write make reply to

an email a text a blog a call a note ~~your hand~~

- raise your hand (d)
- send an email/a text/a note (b)
- write an email/a text/a note/a blog (c)
- Make a call/a note (a)
- reply to an email/a text/a note (b - c)

## Lesson 1 Different ways to communicate

- 1 Vocabulary** Underline the verb/noun phrases from Learner's Book Activity 3 and tick the sentences that are true for you.

1 In our class, we have to raise our hands if we want to ask or answer a question.



2 My mum always writes notes to remind herself to do things.

3 Last year, I wrote a blog every day when I went on a school trip

4 I like sending text messages in touch with my friends, but sometimes it's quicker to have a chat.

5 I'm not very good at replying to emails. I forget to check my mail all the time.

Homework

- 2 Write** How do you like to communicate? Write five sentences using the verb/noun phrases in Activity 1.

*Last term, I wrote a blog about ...*

*I don't like ... I prefer ...*

post the  
answer in  
the LMS

تم تحميل هذا الملف من

موقع الإماراتية

**Homework**

alManahj.com/ae



# Unit 8 - LESSON 2

## Lesson 2 Gestures



a handshake



# Vocabulary

موقع المناهج الإماراتية  
هذا الملف من

[Munahj.com/ae](http://Munahj.com/ae)



## Lesson 2 Gestures

### 1 Vocabulary

Write the words from the box under the correct pictures.

shake your head    make eye contact    a handshake    wave your hand    bow    a nod



a handshake



make eye contact



shake your head




a nod



a bow



wave your hand



## 2 **21st Read** Gestures in other countries

Read the text and underline the gestures from Activity 1.

In many parts of the world, adults say hello to each other with a handshake. In many places it is important to make eye contact when you are talking to someone. In Saudi Arabia, shaking the head from side to side means 'no' and it is rude to sit in front of someone with your legs crossed.

In Thailand, people greet each other with their palms together (fingers pointing up) and bowing their heads.

In China, people say hello with a small nod and a bow.

Most English speakers nod to say 'yes', and shake their heads to say 'no'.



## 3 **Talk** Handshake –make eye contact - nod to say yes – shake head to say no

Which of the gestures in Activity 2 are true for your country?

## Lesson 2 Gestures

**1 Read** What gestures do people use in your country? Circle the answer that is true for you.

**1** When we greet a friend, we usually ...  
**a bow   b smile and say hello   c shake hands**


**2** We often greet people we don't know well with ...  
**a a bow   b a handshake   c a wave**

**3** When we agree with someone, we ...  
**a shake our head   b wave our hand   c nod our head**

**4** When we don't agree with someone, we ...  
**a shake our head   b nod our head   c stay quiet**

**5** When we say goodbye to someone, we ...  
**a wave our hand   b nod our head   c smile and say good-bye**

**6** In our country, making eye contact is ...  
**a OK   b rude   c both – it depends on the situation**

- 2  **Talk** Choose one of the gestures. Draw a picture of yourself using the gesture. Then tell your partner about the picture.



تم تحميل هذا الملف من  
موقع المناهج الإماراتية

[alManahj.com/ae](http://alManahj.com/ae)

Activity book p. 75



post the  
answer in  
the LMS

# Unit 8 - LESSON 3

## Lesson 3 What are you saying?



تم تحميل هذا الملف من  
موقع المناهج الإماراتية

anahj.com

# Vocabulary

موقع المناهج الإماراتية  
هذا الملف من

[Munahj.com/ae](http://Munahj.com/ae)





# Key vocabulary:



**pleased to  
meet you**



**I don't  
understand**



**don't do that!**



**yes, I agree**



**DISAGREE**

**I don't agree**



**raise your hand**



**send/reply to an email / note / text**



**make a call**



**write a blog**

## Lesson 3 What are you saying?

### 1 Vocabulary

How many communication verb/noun phrases can you remember?

write a note

write a blog.

write an email.

raise your hand

Wave your hand

send/reply to an email

send/reply to a note

make a call

send/reply to a text

write  
send  
raise  
wave  
reply to  
make  
shake

your hand  
your head  
a note  
a call  
a blog  
an email

### 2 Talk

How would you communicate in these situations?

- 1 Answer the teacher's question. **raise your hand**
- 2 Find out if your friend is free to meet up on Saturday. **send a text/send email/ make a call**
- 3 Talk to your friend who lives in the next town. **make a call**
- 4 Accept your cousin's invitation. **reply to an email/text**
- 5 Tell your friend about something that happened. **make a call/send a text or email**

### 3 Write

How can you communicate these messages without talking?

Hello: smile and wave

- 1 Hello
- 2 Goodbye: smile and wave
- 3 Pleased to meet you : shake hands
- 4 Yes, I agree : nod your head
- 5 I don't agree : shake your head



### 4 21st Vocabulary

Now use gestures to communicate these messages to your partner. Your partner will guess.

Hello Goodbye Yes, I agree I don't agree I don't understand  
Why? Stop! I need to make a call Please send me a text



03:00  
MR. TIMER

## Lesson 3 What are you saying?

1 **Read** the text about gestures in Jordan. Which gestures are the same in your country? Put a tick (✓). Which are different? Put a cross (X).

- In many parts of the world people nod their heads to say 'yes', but not in Jordan. Jordanian people move their heads forward and close their eyes to say 'yes'.
- To communicate 'no', Jordanian people raise their eyebrows and move their head back.
- When they don't understand, they shake their heads from side to side.
- If you put your right hand over your heart, this means 'Thank you very much'.
- You should never point your finger at someone though. This is very rude.
- Also, don't show the soles of your feet. This is also very rude.